



MexFix[®]

**Fix Clients - MexFix
Layout FIX
External Interface Specification (EIS)**

Version	Date
1.8	March 18, 2009

Revisions

DOCUMENT REVISION HISTORY

Version	Author(s)	Reason For Issue	Date
1.1	MexDer	Initial version	Jan 3, 2006
1.2	MexDer	Information of section 4.1.1 CIOrdID was modified.	Feb 13, 2006
1.3	MexDer	Changes: tag 55 "Symbol", page 88 tag 5681 "Exchange Trade Type" pages 82 and 102	Mar 03, 2006
1.4	MexDer	Information in Chapter 3 " Fix Session " was enlarged, page 10 The specification on tag 790 "OrdStatusRegID" was revised, page 87	Mar 30, 2006
1.5	MexDer	Tags 453 , 447 , 448 y 452 are required	May 22, 2006
1.6	Bursatec	In the MsgType=D and MsgType=8 were left only valid values in tag TimelnForce (59). In tag OrderType (40) were left only valid values. The orders table was modified on appendix A to add the settlement price and remove that ones that are not available. Section 3.1 was more detailed.	Nov 27, 2008
1.7	Bursatec	Review on the Appendix A	Jan 12, 2009
1.8	Bursatec	How to identify strategies 4.4.1. CFICode, page 21	March 18 2009

COMMENTS AND SUGGESTIONS

Please forward any comment or suggestion to mexfix@mexder.com

Information contained in this document is subject to change without prior notice. The companies, names and data used in the examples are not real, unless otherwise stated. You may not reproduce or transmit any part of this document in any way, nor by any means, either electronic or mechanic, for any purpose, without MexDer's express written consent.

Index

1 Introduction	7
1.1 Purpose	7
1.2 Target	7
1.3 Conventions.....	7
1.4 Related Documents	8
2.1 Description.....	9
2.2 Ignored Fields.....	9
2.3 Unsupported Fields	9
2.4 String Type Length	9
2.5 Message Maximum Length.....	9
2.6 Encryption.....	9
2.7 FIX Protocol.....	9
3.1 Synchronize at an Application level	10
3.2 List of Messages.....	11
3.2.1 Standard Message Header.....	11
3.2.2 Standard Message Trailer.....	12
3.2.3 Logon (Msg Type = A).....	12
3.2.4 Logout (Msg Type = 5).....	13
3.2.5 Heartbeat (Msg Type = 0).....	13
3.2.6 Test Request (Msg Type = 1).....	13
3.2.7 Resend Request (Msg Type = 2).....	14
3.2.8 Sequence Reset (Msg Type = 4).....	14
3.2.9 Reject (Msg Type = 3).....	15
3.3 FIX 4.4 Delimitations and Adaptations.....	17
4.1 Order Identification	18
4.1.1 ClOrdID.....	18
4.1.2 OrderID.....	18
4.1.3 SecondaryOrderID.....	19
4.2 Trade Identification	19
4.2.1 ExecID.....	19
4.2.2 SecondaryExecID.....	19
4.3 Parties Block.....	19
4.4 Instrument Block.....	20
4.4.1 CFICode.....	20
4.4.2 Contract group (SecurityID field).....	21
4.4.3 Maturity (MaturityMonthYear field).....	21
4.4.4 Contract Code (Symbol field).....	21
4.4.5 Combination of Selection Criteria.....	21
4.5 Error Format (Text Field)	22
5.1 Introduction.....	23
5.2 Communication Status.....	23
5.3 Rejection of Application Messages.....	23
5.4 List of Messages.....	23

5.5 Definition of Messages	24
5.5.1 Network Counterparty System Status Request (Msg Type = BC).....	24
5.5.2 Network Counterparty System Status Response (Msg Type = BD).....	24
5.5.3 Business Message Reject (MsgType = j)	25
6.1 Introduction.....	26
6.2 Market Information: Trading session status	26
6.2.1 Description	26
6.2.2 List of Messages.....	26
6.2.3 Flow of Messages.....	27
Session Status Request (without update)	27
Session Status Request (with update).....	27
Failed Session Status Request	28
6.3 Market Information: Contracts	29
6.3.1 Description	29
6.3.2 Contract information request.....	29
6.3.3 Reception of the contract definition.....	30
6.3.4 Reception of the Contract Status.....	30
6.3.5 End of Subscription	31
6.3.6 List of Messages.....	31
6.3.7 Flow of Messages.....	32
Contract definition request without update	32
Contract definition request with update	32
Contract definition request with update and contract status with update	33
Contract status request without update	35
Contract status request with update	35
Contract definition request, without contracts that comply with the selection criteria	36
Contract status request, without contracts that comply with the selection criteria	37
Failed contract definition request	37
Failed contract status request	38
6.3.8 FIX 4.4 Delimitations and Adaptations.....	38
6.4 Market Information: Prices.....	39
6.4.1 Description	39
6.4.2 Information Request.....	39
6.4.3 Reception of Information.....	40
6.4.4 List of Messages.....	40
6.4.5 Flow of Messages.....	41
Price information request without update	41
Price information request with update	41
Erroneous price information request.....	42
6.4.6 FIX 4.4 Delimitations and Adaptations.....	43
6.5 Definition of Messages	43
6.5.1 Trading Session Status Request (Msg Type = g).....	43
6.5.2 Trading Session Status (Msg Type = h).....	43
6.5.3 Security List Request (Msg Type = x).....	44
6.5.4 Security List (Msg Type = y).....	45
6.5.5 Security Status Request (MsgType = e).....	48
6.5.6 Security Status (MsgType = f)	49
6.5.7 Market Data Request (Msg Type = V).....	50
6.5.8 Market Data Request Reject (Msg Type = Y).....	52

6.5.9 Market Data Snapshot Full Refresh (Msg Type = W).....	52
7.1 Introduction.....	55
7.2 Description.....	55
7.3 List of Messages.....	55
7.4 FIX 4.4 Delimitations and Adaptations.....	55
7.5 Definition of Messages	56
7.5.1 Indication of Interest (Msg Type = 6).....	56
8.1 Introduction.....	57
8.2 Entry of orders	57
8.2.1 Description.....	57
8.2.2 Status of an order registration request.....	58
8.2.3 Supported Order Types and Order Validity	58
8.2.4 List of Messages.....	58
8.2.5 Flow of Messages.....	59
Entry of a new order accepted by MexFix and the central systems	59
Entry of a new order directly rejected	59
Entry of a new order accepted by MexFix and rejected by the central systems.....	61
Entry of a stop order and its triggering.....	62
8.2.6 FIX 4.4 Delimitations and Adaptations.....	62
8.3 Order Modification	62
8.3.1 Description.....	62
8.3.2 Status of an order modification request.....	63
8.3.3 List of Messages.....	64
8.3.4 Flow of Messages.....	64
Accepted and executed modification request	64
Modification request directly rejected.....	65
Modification request accepted by MexFix and rejected by the central systems.....	65
8.3.5 FIX 4.4 Delimitations and Adaptations.....	65
8.4 Order cancellation	66
8.4.1 Description.....	66
8.4.2 Status of an order cancellation request.....	66
8.4.3 List of Messages.....	67
8.4.4 Flow of Messages.....	67
Accepted and completed cancellation request.....	68
Cancellation of an order with “Pending Replace” status	69
Cancellation request directly rejected.....	70
Cancellation request accepted of an order executed in the moment cancellation is requested ..	70
8.4.5 FIX 4.4 Delimitations and Adaptations.....	71
8.5 Massive order cancellation	71
8.5.1 Description.....	71
8.5.2 Selection Criteria.....	71
8.5.3 Status of the massive cancellation request	72
8.5.4 ClOrdID field	72
8.5.5 List of Messages.....	73
8.5.6 Flow of Messages.....	73
Accepted massive order cancellation request.....	73
Rejected massive order cancellation request	74
8.5.7 FIX 4.4 Delimitations and Adaptations.....	74

8.6 Notification of execution.....	74
8.6.1 Description.....	74
8.6.2 List of Messages.....	74
8.6.3 Flow of Messages.....	75
Notification of execution.....	75
8.6.4 FIX 4.4 Delimitations and Adaptations.....	75
8.7 Order Situation Information Request	75
8.7.1 Description.....	75
8.7.2 List of Messages.....	76
8.7.3 Flow of Messages.....	77
Status request for a set of orders.....	77
Status request for a specific order.....	77
Status request for an unknown order.....	78
8.7.4 FIX 4.4 Delimitations and Adaptations.....	78
8.8 Definition of Messages	78
8.8.1 New Order - Single (Msg Type = D).....	78
8.8.2 Order Cancel Request (Msg Type = F).....	80
8.8.3 Order Modification Request (Msg Type = G).....	80
8.8.4 Execution Report (Msg Type = 8).....	82
8.8.5 Order Cancel Reject (Msg Type = 9).....	87
8.8.6 Order Status Request (Msg Type = H).....	88
8.8.7 Order Mass Cancel Request (Msg Type = q).....	89
8.8.8 Order Mass Cancel Report (Msg Type = r).....	90
8.8.9 Order Mass Status Request (Msg Type = AF).....	91
9.1 Introduction.....	93
9.2 Entry of Cross Trades.....	93
9.3 Execution of Cross Trades	94
9.4 CrossID.....	95
9.5 List of Messages.....	95
9.6 Flow of Messages.....	95
Accepted cross trade	95
Cross trade initially rejected	96
Cross trade rejected by the central systems	97
9.7 FIX 4.4 Delimitations and Adaptations.....	97
9.8 Definition of Messages	97
9.8.1 New Order – Cross (Msg Type = s).....	97
10.1 Introduction.....	100
10.2 List of Messages.....	100
10.3 Flow of Messages.....	100
Reception of messages	100
Sending of messages.....	101
10.4 FIX 4.4 Delimitations and Adaptations.....	101
10.5 Definition of Messages	101
10.5.1 News (Msg Type = B).....	101
11 Appendix A – Order Types.....	101
12 Appendix B – User Fields.....	102

1 Introduction

1.1 Purpose

The present document quotes the specification and flow of messages of the interface that is relevant to the functionality of MexFix. This solution is based on the FIX (Financial Information eXchange) protocol standard, version 4.4.

1.2 Target

This document is addressed to those members willing to connect through FIX to MexFix.

1.3 Conventions

Any message related to the solution is duly specified in its entirety. Certain MexFix aspects differ from the FIX standard; therefore, tables specifying the tags contained in each message include information like the following:

Column	Meaning
Tag	Field Number. Fields added to the message by MexFix show an asterisk ("*") following this number.
Name	Field name according to FIX standard.
Req	"S" means the field is required; "N" means the field is optional. "S*" means the field is required in MexFix implementation, but optional in FIX standard 4.4.
Valid values	Field valid values in the context of the message. It may be a list of values or a range of numeric values, for instance ">=3, <= 10". This column also contains the field default value, for the optional fields that may require it. To avoid confusions with the terms, in the values related to codes the FIX original value has been kept and therefore it has not been translated.
Format	Type of field data. This is one of the types defined by FIX, or one of those types with some additional restriction. String(n) is a String type with a maximum of n characters, or in some cases with exactly n characters. If you need more information on the String type please refer to point 2.4.
Description	Field description in the context of the message.

1.4 Related Documents

#	Title	Author	Version
1	Financial Information Exchange Protocol (FIX) 4.4 with errata 20030618	FIX Committee	June 18, 2003
2	MEFFGate FIX Interface Specifications v1.0 May 2004	MEFF	May 2004
3	MEFFGate Liquidation – FIX Interface Specifications C1.1	MEFF	February 2005
4	MEFFGate Negotiation FIX Interface Specifications T1.0	MEFF	February 2005

2 Implementation

2.1 Description

Given the fact that some modifications were made to FIX standard, the limitations implemented are detailed below:

2.2 Ignored Fields

In some cases, MexFix may ignore the content of some fields of the input messages. If this is the case, it is clearly explained in the field description.

2.3 Unsupported Fields

Unsupported fields in a message have not been included in its description.

Messages sent to MexFix should not contain unsupported fields. Messages sent by MexFix never contain unsupported fields.

No required field whatsoever has been declared unsupported.

2.4 String Type Length

FIX standard imposes no maximum length restriction on the String type. In the implementation carried out by MexFix, the maximum length for this type has been set to 255 characters.

In some fields, a lower maximum length of this value has been set. In these cases, the type is presented as String(n), where “n” is the maximum number of field characters. Sometimes “n” is the exact length of the field, in such case, it shall be explicitly mentioned in the “Valid Values” column.

2.5 Message Maximum Length

The maximum length of messages sent or received by MexFix is 4096 bytes.

2.6 Encryption

MexFix does not use the encryption defined by FIX standard (by means of SecureData and SecureDataLen fields in the heading of the message). Encryption is implemented by using SSL (Secure Socket Layer).

2.7 FIX Protocol

FIX protocol’s version 4.4 is the only one that may be used with the implementation of MexFix.

3 FIX Session

MexFix complies with the specifications in FIX standard 4.4 as far as Session level is concerned. In this way, this paragraph will show only the new messages layout due to certain MexFix delimitations. Some other differences, arising out of the protocol adaptation made by MexFix, will be shown afterwards. To find more details as to the way in which sessions are established and aspects related to FIX session level, it is necessary to refer to the relevant FIX documentation which is not rewritten in order to avoid any doubt about it.

3.1 Synchronize at an Application level

When a member starts a session (accepted Logon message), he or she receives a group of information related with the current Market Session (if available): receives all the messages that are not associated to the respective subscriptions of the current market session and that it have not received previously.

Messages coming from an explicit request of repetition (requested with a Resend Request message, as shown in session 3.2.7) will contain the “Y” value in the field PossDupFlag stating such situation.

Take into account that any subscription to information is cancelled at the end of the session. If when reconnecting a FIX session such service is desirable, it must be requested again.

There are occasions in which by failure of one of the GateFix with S/MART, other takes the control. When this happen, MexFix receives all the no associate messages to subscriptions corresponding to the market in course session and are sent to the Member when it connect again.

This type of forward messages can be identified seeing if the tag 60 of these messages has one hour ago happened.

For those Execution reports with ExecType with “F”, tag 527 is the unique execution identifier, if this tag is repeated in other message it will be about a forward.

For Execution reports with ExecType “0”, “5” and “4” , tag 11 (ClOrdID) is unique for each type of movement, when an order to this movement is cancelled or modified it must be assigned a different ClOrdID to it. So if an Execution report is received with the same ClOrdID and ExecType it will be a forward message.

The group of messages mentioned in this section corresponds with the following type of messages:

- Execution Report with ExecType with New (“0”), Replace (“5”), Cancelled (“4”) and Trade (“F”) values.

- Execution Report with ExecType with Rejected (“8”) value that informs about the rejection of an application on behalf of the central systems of MexDer.
- News

3.2 List of Messages

3.2.1 Standard Message Header

Header that contains the FIX messages

Tag	Name	Req	Valid values	Format	Description
8	BeginString	Y	FIX 4.4	String	It indicates the beginning of a new message. It contains the FIX protocol version. It is always the first field of the message.
9	BodyLength	Y		int	Message length in bytes, from the end of this field until, and including, the previous limit character of the CheckSum field. It is always the second field of the message.
35	MsgType	Y	All message types supported by FIX	String	It identifies the type of message. It is always the third field of the message.
49	SenderCompID	Y		String	Identifier of the entity that sends the message. It has to contain the member code in the messages sent by the client's application.
56	TargetCompID	Y		String	Identifier of the entity to whom the message is target. It contains the member code in the messages sent by MexFix.
115	OnBehalfOfCompID	N		String	Ignored
34	MsgSeq Num	Y		int	Sequence number of the message within the current FIX session.
50	SenderSubID	Y*	For further detail regarding market codes, see Table 17 in the “Coding Tables” document.	String	The messages sent by MexFix contain the code assigned to the Market to which the connection was established. In messages sent to MexFix it must contain the trader code with which the FIX session was started.

MexFix

Fix Clients - MexFix

External Interface Specification (EIS)

57	TargetSubID	Y*	For further detail regarding market codes, see Table 17 in the "Coding Tables" document.	String	The messages sent by MexFix contain the trader code to whom it is addressed. In messages sent to MexFix it must contain the Market code with which the connection was established.
116	OnBehalfOfSubID	N		String	Ignored
129	DeliverToSubID	N		String	Ignored
43	PossDupFlag	N	N = Sending of the original message (default value) Y = Possibly duplicated	Boolean	It indicates if it is the first time, within the FIX session, that a message is sent ("N") or if it is sending again the same message ("Y"), because of an explicit request on the other behalf or because there is a doubt about the reception of the original message.
52	SendingTime	Y		UTC Timestamp	Sending time of the message.
122	OrigSendingTime	N		UTC Timestamp	Sending time of the original message. Required in a resending. A message is considered a resending if the field PossDupFlag = "Y" and if the MsgType field is not a "4" (SequenceReset).

3.2.2 Standard Message Trailer

Final part of all FIX messages.

Tag	Name	Req	Valid values	Format	Description
10	Checksum	Y		String(3)	Message Checksum, computed as it is described in the standards. It is always the last field of the message and its length is 3 bytes accurately.

3.2.3 Logon (Msg Type = A)

The Logon message is used by the client to start a session and to be accepted by the server.

Tag	Name	Req	Valid values	Format	Description
	Standard Header	Y	MsgType = A		
98	EncryptMethod	Y	0 = None	int	Ignored by MexFix
108	HeartBtInt	Y	10	int	Sending interval of the connection verification message (Heartbeat message) expressed in seconds.

141	ResetSeqNumFlag	N	N	Boolean	Only the value "N" is allowed, since in the protocol implementation it is not necessary.
553	Username	Y*		String	User identifier assigned by MexDer.
554	Password	Y*		String	Password assigned by MexDer.
	Standard Trailer	Y			

3.2.4 Logout (Msg Type = 5)

The Logout message is used by both parties whether to request or notify the end of the communication session or to accept such request.

Tag	Name	Req	Valid values	Format	Description
	Standard Header	Y	MsgType = 5		
58	Text	N		String	Explanatory text
	Standard Trailer	Y			

3.2.5 Heartbeat (Msg Type = 0)

The Heartbeat message is used by both parties to indicate that the connection remains active.

Tag	Name	Req	Valid values	Format	Description
	Standard Header	Y	MsgType = 0		
112	TestReqID	N		String	If the message is the response to a Test Request message, it may contain the same value that the original TestReqID field contained.
	Standard Trailer	Y			

3.2.6 Test Request (Msg Type = 1)

The Test Request message is used by both parties to request the sending of the Heartbeat message.

Tag	Name	Req	Valid values	Format	Description
	Standard Header	Y	MsgType = 1		

112	TestReqID	Y		String	Petition identifier. It has to be included in the answer Heartbeat message.
	Standard Trailer	Y			

3.2.7 Resend Request (Msg Type = 2)

The Resend Request message can be used by both parties to request the resent of messages that have not been received.

Tag	Name	Req	Valid values	Format	Description
	Standard Header	Y	MsgType = 2		
7	BeginSeqNo	Y	Valid sequence number	int	Sequence number of the first message of the rank of messages of which the resent is requested. It must contain a lower value than the last sequence number received.
16	EndSeqNo	Y	0 = Infinite number of valid sequence	int	Sequence number of the last message of the rank of messages of which the resent is requested. It must contain a lower value than the last number of the received sequence. If the request is only of one message EndSeqNo = BeginSeqNo. If the request is of all messages from a given one EndSeqNo = 0
	Standard Trailer	Y			

3.2.8 Sequence Reset (Msg Type = 4)

The Sequence reset message is used by both parties to fill in the blank spaces in the messages that are being sent, through the re-assignment of the sequence number.

Tag	Name	Req	Valid values	Format	Description
	Standard Header	Y	MsgType = 4		Have in mind that PossDupFlag must contain the "Y" value
123	GapFillFlag	Y*	Y = It indicates that the message is to fill in a blank space	Boolean	For further information consult the document with the FIX 4.4 specifications

36	NewSeqNo	Y		int	Sequence number of the message which will be sent
	Standard Trailer	Y			

3.2.9 Reject (Msg Type = 3)

The Reject message is used by MexFix for rejecting a message that does not comply with the FIX protocol specified in this document.

Tag	Name	Req	Valid values	Format	Description
	Standard Header	Y	MsgType = 3		
45	RefSeqNum	Y		int	Sequence number of the rejected message

MexFix
Fix Clients - MexFix
External Interface Specification (EIS)

373	SessionRejectReason	N	0 Invalid tag number 1 Required tag missing 2 Tag not defined for this message type 3 Undefined Tag 4 Tag specified without a value 5 Value is incorrect (out of range) for this tag 6 Incorrect data format for value 9 ComplD problem 11 Invalid MsgType 13 Tag appears more than once 14 Tag specified out of required order 15 Repeating group fields out of order 16 Incorrect NumInGroup count for repeating group 17 Non "data" value includes field delimiter (SOH character) 99 Other	int	It is the code that indicates the reason of rejection
58	Text	N		String	It contains a more specific description of the reason of rejection
	Standard Trailer	Y			

3.3 FIX 4.4 Delimitations and Adaptations

- When a request to start a session (Logon message) is rejected, MexFix will always send a Logout message as an answer.
- Fields **SenderSubID** and **TargetSubID** in the heading of messages (Standard Message Header) are no longer optional but required.
- PossResend field is not supported.
- FIX encryption method is not supported.
- Valid values of Reset SeqNumFlag field of Logon messages are limited to the value "N".
- **Username** and **Password** fields are no longer optional but required.
- The field NextExpectedMsgSeqNum (789) of the Logon message (A) was eliminated. The sequence synchronization mechanism must be executed through the Resend Request message ("2") as was always made by the FIX protocol.
- MexDer recommends periods of 30 seconds for sending a heartbeat
- MexFix has a successive Logon rejection mechanism for the same Member, in other words, after receiving a Logon, MexFix starts the Logon process and will reject eventual new connection messages during a term of 1 (one) minute.

4 General Conventions for Application Messages

4.1 Order Identification

4.1.1 CIOrdID

Any message related to an order (input, cancellation, modification) sent by the client should contain a unique identifier in the field CIOrdID. As stated in the standard, the uniqueness of these identifiers should be maintained during the trading session.

When MexFix accepts a message for the first time, the client receives an acknowledging message with the same CIOrdID preceded by a prefix, in order to ensure uniqueness orders identification, disregarding the original sender. The value preceded by a prefix becomes a valid order identifier from this moment on. However, the client must identify the order with the value it sends rather than the value received from MexFix.

The only exception to the aforementioned is given by the massive cancellation of orders, where all cancelled orders for this type of action are identified by the same CIOrdID. There is more information to this respect in paragraph 8.5.

CIOrdID field assigned by the client must be of a 10-character length. If the length is shorter, MexFix fills with spaces at the end of the field value.

CIOrdID assigned by MexFix in the acknowledged message has the following format:

YYMMDDMmmmTttOoooSssNnnnnnnnnn, given the following specification:

- **YYMMDD**. Negotiation Session Date
- **MmmmTtt**. Contains member and trader codes, belonging to SenderCompId and SenderSubId from the original message header.
- **OoooSss**. Contains member and trader codes, belonging to the Parties block under the Originating Firm and Originating Trade roles (see section 4.3). In certain messages OoooSss may be the same as MmmmTtt.
- **Nnnnnnnnnn**. CIOrdID originally assigned by the client.

This coding system is used for the CrossID identifier (please refer to section 9.4)

4.1.2 OrderID

The OrderID field is an order identifier, unique per member and trader, assigned by central systems.

This identifier remains linked to the order, even though the latter is modified.

This field may be necessary to identify the order in communications with the Market through other ways.

4.1.3 SecondaryOrderID

The SecondaryOrderID field is an order identifier assigned by the trading central system, a single one for the whole market.

The SecondaryOrderID field received in the answer to an order modification has no reason to coincide with the one received at the beginning.

4.2 Trade Identification

4.2.1 ExecID

The ExecID field is not a trade identifier. It is an identifier assigned to each Execution Report message, without duplicates during the whole FIX session.

4.2.2 SecondaryExecID

The SecondaryExecID field contains the trade registration number. This is the code assigned by the central trading system to the trade or cross trade referred to in the message. The period in which this field's uniqueness is guaranteed is determined by each central trading system.

4.3 Parties Block

Parties Block (or NestedParties block) is used in several application messages so as to identify the parties taking part in the trading operation.

The detailed definition of the messages containing this block incorporates the block as shown below: The list of possible values is restricted according to the message particular characteristics.

Tag	Name	Req.	Valid values	Format	Description
	Start <Parties>				
453	NoPartyIDs	Y		NumInGroup	
448	PartyID	Y		String	Member or trader code assigned by MexDer
447	PartyIDSource	Y	D = Proprietary/ Custom code	char	Indicates the coding followed in the PartyID field
452	PartyRole	Y	13 = Order Origination Firm	int	Indicates the role taken by the referenced party in the PartyID field
	End <Parties>				

This block is used for messages sent to MexFix and the PartyId value should coincide with the Member code.

4.4 Instrument Block

In some requests, FIX clients may specify contract selection criteria. In such cases, only the information related to the contracts matching these criteria is returned. Possible selection criteria correspond to the Instrument block fields.

In the following tables, the fields accepted by MexFix are indicated and the type of request in which they may intervene.

Field	Meaning	Contract information request	Price information request
CFICode	Financial instrument coding according to standard ISO 10962	X	X
SecurityID	Contract group	X	X
MaturityMonthYear	Maturity month	X	X
Symbol	Contract code	-	X

The following subparagraphs explain in detail the use of these fields.

4.4.1 CFICode

CFICode field is the less selective criteria. It represents a type of contracts, for instance all futures or all options. The following table lists the values allowed for CFICode field as selection criteria. Please bear in mind that the values should contain 6 characters exactly.

CFICode	Meaning
XXXXXX	All supported contracts
FXXXXX	All futures
OXXXXX	All options
OCXXXX	All call options
OPXXXX	All put options
XMXXXX	All time-spread contracts (Multileg)

When MexFix fills in the CFICode field of a SecurityList message in order to describe the assets referred to, the level of details may be higher than the one described in the table above. The list of values used by MexFix is shown in Table 16 of the “Coding Tables” document. If you need more information on SecurityList messages please refer to Chapter 6 “Market Information”.

*** To identify “strategies” and “time spreads” just take in account the second character on the CFICode which is “M”

4.4.2 Contract group (SecurityID field)

This code identifies the asset underlying a contract and corresponds to the contract group (refer to Table 20 in the “Coding Tables” document). This code environment is characteristic and is linked to a specific market.

4.4.3 Maturity (MaturityMonthYear field)

This indicates the maturity month and year of a contract. If dealing with contracts that mature on a weekly basis, this field also includes the week number. The following are the possible formats of this field and are YYYYMM (for instance, 200312) and YYYYMMwN (for instance, 200312w3).

4.4.4 Contract Code (Symbol field)

This is the most selective criteria since it refers to a specific contract. It may only be used in the contract information request. When you do not want to specify a particular contract and use the remaining criteria, this field should be filled in with the value "[N/A]" as indicated in the FIX standard specifications. This is a mandatory field in the Instrument block.

4.4.5 Combination of Selection Criteria

When combining several selection criteria, only the contracts complying with all requirements are deemed selected. If no selection field is specified it is understood that this criterion is not to be used and no contract is to be ruled out by such criterion.

The following table shows some selection examples for the Floating Rate market.

CFICode	SecurityID	MaturityMonthYear	Symbol	Meaning
FXXXSX	21	(omitted)	[N/A]	All IBEX futures
(omitted)	21	200703	[N/A]	All contracts having IBEX as underlying, maturing on March 2007.

OCXXXS	(omitted)	200606	[N/A]	All call options expiring on June 2006
XMXXXX	31	(omitted)	[N/A]	All time-spread contracts having Telefónica as underlying
(omitted)	(omitted)	(omitted)	<Sepcific contract>	The specified contract
(omitted)	(omitted)	(omitted)	[N/A]	All contracts

4.5 Error Format (Text Field)

The Text field is used in several messages so as to include the description of an error. In such case, field format is as follows:

%MFsXXXXXX-Descriptive text

where the seriousness of the error is indicated (I: information, W: warning, E: Error), XXXXXX is the error coder which is followed by an explanatory text. Text “%MF” is fixed and means MexFix.

There is also the possibility of receiving messages much more explicit and indicative that are not worthy to be mentioned here since they are self-explanatory.

On the other hand, messages with errors containing Error Codes may arrive. In this respect, the cause of such error may be found in the relevant list.

5 Generic Messages at the Application Level

5.1 Introduction

This chapter deals with some messages at the application level covering two functionalities: communication status control and message rejection by MexFix

5.2 Communication Status

This functionality is not supported by MexFix.

5.3 Rejection of Application Messages

When MexFix receives a supported and syntactically correct message, in an unsupported situation, and there is no specific rejection message, the generic Business Message Reject message is used. It is used, particularly, to reject the Network Counterparty System Status Report message.

This message may also be sent by the Member.

5.4 List of Messages

Message	Description
Network Counterparty System Status Request (Msg Type = BC)	Connection status request between MexFix and the central systems
Network Counterparty System Status Response (Msg Type = BD)	Connection status report between MexFix and the central systems
Business Message Reject (MsgType = j)	Message rejection at application level (used if there is no specific message)

5.5 Definition of Messages

5.5.1 Network Counterparty System Status Request (Msg Type = BC)

Message sent by the client application in order to request information on the connection status between MexFix and the central Systems.

Tag	Name	Req	Valid values	Format	Description
	Standard Header	Y	MsgType = BC		
935	NetworkRequestType	Y	1 = Snapshot 2 = Subscribe 4 = Stop subscribing	int	
933	NetworkRequestID	Y		String	Message identifier
	Standard Trailer	Y			

5.5.2 Network Counterparty System Status Response (Msg Type = BD)

Message sent by MexFix as an answer to a Network Counterparty System Status Request Message.

It contains information on the connection status between MexFix and the central systems.

Tag	Name	Req	Valid values	Format	Description
	Standard Header	Y	MsgType = BD		
937	NetworkStatusResponse Type	Y	1 = Full	int	
933	NetworkRequestID	Y		String	Identifier of the Network Counterparty System Status Request message being answered
932	NetworkResponseID	Y		String	Message unique identifier
936	NoCompIDs	Y	1	NumIn Group	
↗930	RefCompID	N	MexFix	String	It contains the same value as the SenderCompID field in the header (refer to 3) This field is always present in the message.

MexFix
Fix Clients - MexFix
External Interface Specification (EIS)

Tag	Name	Req	Valid values	Format	Description
931	RefSubID	N	If you need more detail on market codes, refer to Table 17 in the "Coding Tables" documents.	String	It contains the same value as the SenderSubID field in the header (refer to 3) This field is always present in the message.
928	StatusValue	N	1 = Connected 2 = Not connected – down expected up 3 = Not connected – down expected	int	Connection Status. This field is always present in the message.
929	StatusText	N		String	Additional information
	Standard Trailer	Y			

5.5.3 Business Message Reject (MsgType = j)

The message sent by MexFix when receiving a supported and syntactically correct message in an unsupported situation, as to where there is no specific rejection message. It is used, particularly, to reject the Network Counterparty System Status Report message.

Tag	Name	Req	Valid values	Format	Description
	Standard Header	Y	MsgType = j		
45	RefSeqNum	Y		int	MsgSeqNum of the rejected message.
372	RefMsgType	Y	.	String	MsgType of the rejected message.
379	BusinessRejectRefID	N		String	Optional identifier of the rejected message.
380	BusinessRejectReason	Y	3 = Unsupported Message Type	int	Reason for rejection
58	Text	N		String	Explanatory text
	Standard Trailer	Y			

6 Market Information

6.1 Introduction

Several functionalities related to market public information are grouped under the concept of market information. This information is classified in three groups:

- **Session Status.** Trading session status
- **Contract Information.** Selected contract definition and status
- **Prices.** Prices and indication of interest requests of the selected contracts

Each one of these groups is dealt with in a separate paragraph of this chapter. Paragraph 6.5 details the relevant message format.

6.2 Market Information: Trading session status

6.2.1 Description

This functionality allows the client to obtain the trading session status for the market related to the current FIX session, as well as to be notified of the status changes that may occur.

The client may request the current status or the current status plus the status changes that may occur. Please, take into account that there is no method to request the update without requesting the current status. This is of the utmost importance in order to guarantee the integrity of the received information.

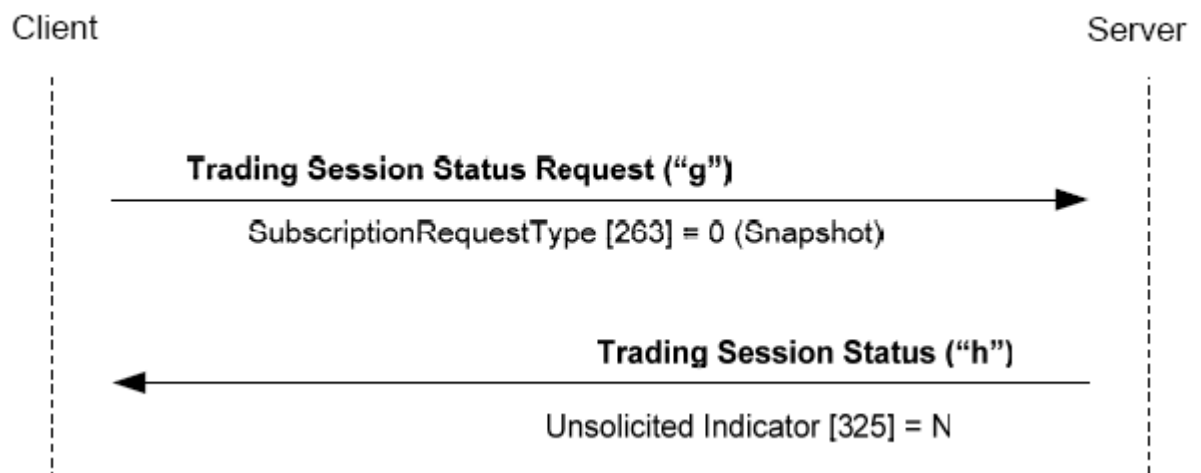
6.2.2 List of Messages

Message	Description
Trading Session Status Request (Msg Type = g)	Sent by the client to request the trading session status.
Trading Session Status (Msg Type = h)	Sent by the server to return the session status information or to notify that the request has been rejected.

6.2.3 Flow of Messages

Session Status Request (without update)

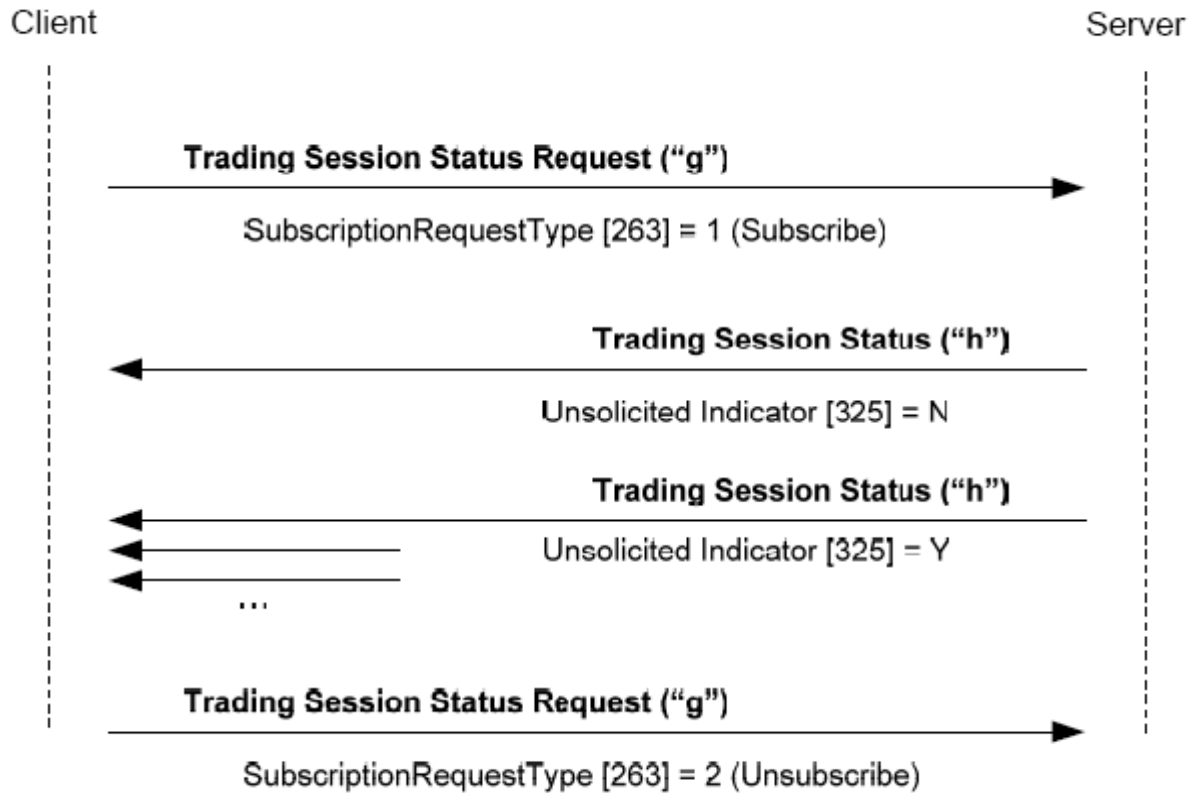
A session status request, without update, is answered by a unique Trading Session Status message.



Session Status Request (with update)

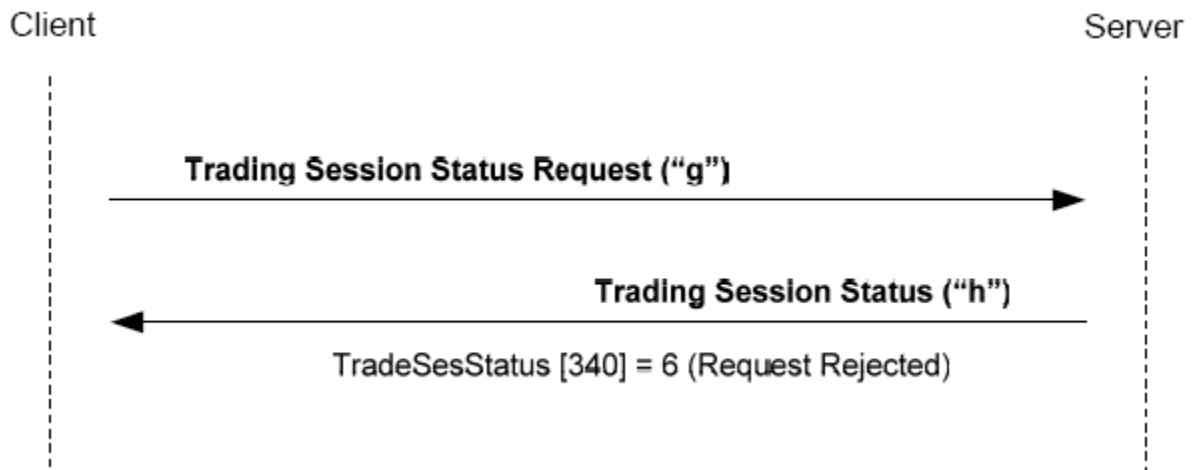
A session status request, with update, is answered with a Trading Session Status message reporting the market actual situation and a new message each time a status change takes place.

Please take into account that an end of subscription request is answered only when rejected.



Failed Session Status Request

A failed session status request is answered by a Trading Session Status message with the TradeSesStatus field = 6.



6.3 Market Information: Contracts

6.3.1 Description

This functionality allows obtaining the information of market contracts. Data are grouped in two sets:

- **Contract definition.** Static information of contract definition
- **Contract status.** Dynamic information reflecting contract status.

6.3.2 Contract information request

Contract definition request is made with Security List Request and Security Status Request messages, as detailed in the following table:

	Contract Snapshot	Contract Update	Contract status Snapshot	Contract status Update
Security List Request SubscriptionRequestType = 0	X		X	
Security List Request SubscriptionRequestType = 0 NewSecuritySubscription = 1	X	X	X	
Security List Request SubscriptionRequestType = 1	X		X	X
Security List Request SubscriptionRequestType = 1 NewSecuritySubscription = 1	X	X	X	X
Security Status Request SubscriptionRequestType = 0			X	
Security Status Request SubscriptionRequestType = 1			X	X

The meaning of each column is detailed below:

- **Contracts – Snapshot.** One or more Security List messages are obtained and contain the description of the available contracts complying with the selection criteria indicated in the request.
- **Contracts – Update.** A Security List message is obtained. It contains the information of a new contract when the latter is entered as an addition into the system. The system only

receives information of new contracts that match the selection criteria indicated in the request.

- **Contract Status – Snapshot.** A Security Status message is obtained. It contains the status information of every contract that complies with the selection criteria indicated in the request.
- **Contract Status – Update.** A Security Status message is obtained whenever a status change takes place in one of the contracts that matches the selection criteria indicated in the request. Furthermore, a Security Status message is received when a new contract is entered as an addition and complies with the selection criteria indicated in the request.

It should be noted that the NewSecuritySubscription field has been added by MexFix to the Security List Request message in order to allow the subscription to contract definition contracts created during the session, typically new option and multileg contract strikes.

In order to have available the maximum information for the client application, a Security List Request message with NewSecuritySubscription = 1 and SubscriptionRequestType = 1 is recommended. In this way, you obtain information on all changes that may occur, including contract additions.

6.3.3 Reception of the contract definition

The information on contract definition is received through the Security List message. This message informs on one contract at a time. The TotNoRelatedSym field informs about the total contracts that match the selection criteria and the NoRelatedSym field informs about the number of contracts contained in the message in question.

When requesting the current status plus update, first, all messages related to current status should be sent and once this list is ended the update-related ones should be sent. In this way, we make sure there is no confusion with the list follow-up. Please bear in mind that update messages contain only one contract per message.

6.3.4 Reception of the Contract Status

The information on contract status is received through the Security Status message. Each Security Status message contains information about only one contract. Therefore, the answer to a Security Status Request message may be formed by several Security Status messages. In this case, there is no mechanism to know when all information has been duly received. If necessary, the FIX client should request first the list of contracts through a Security List Request message, so as to determine the number of contracts that comply with a certain criteria.

When the update of this information has been requested, when a change in a contract status takes place, a new Security Status message is received containing the new information.

When in the market a contract is entered as an addition, and such contract matches the selection criteria specified in the request, and such request is an update request, a Security Status message containing the contract status is received, regardless of whether the recipient was subscribed or not to the definition of said contract. In this case, client applications should be prepared to receive information on contract status of which they have not received the relevant definition.

The subscription to status update of option contracts and combined options is not recommended unless subscription to contract update is also made.

6.3.5 End of Subscription

In order to end a subscription to contract definition, the Security List Request message with the NewSecuritySubscription field = 2 is used.

When a subscription to contract status has been made through the Security List Request message, the subscription may be ended with the same type of message with the SubscriptionRequestType field = 2.

When a Security List Request message contains at least an end of subscription request (NewSecuritySubscription = 2 or SubscriptionRequestType = 2) the system considers it as a message containing an end of subscription request only, and therefore any other values specified in these two fields are not taken into account.

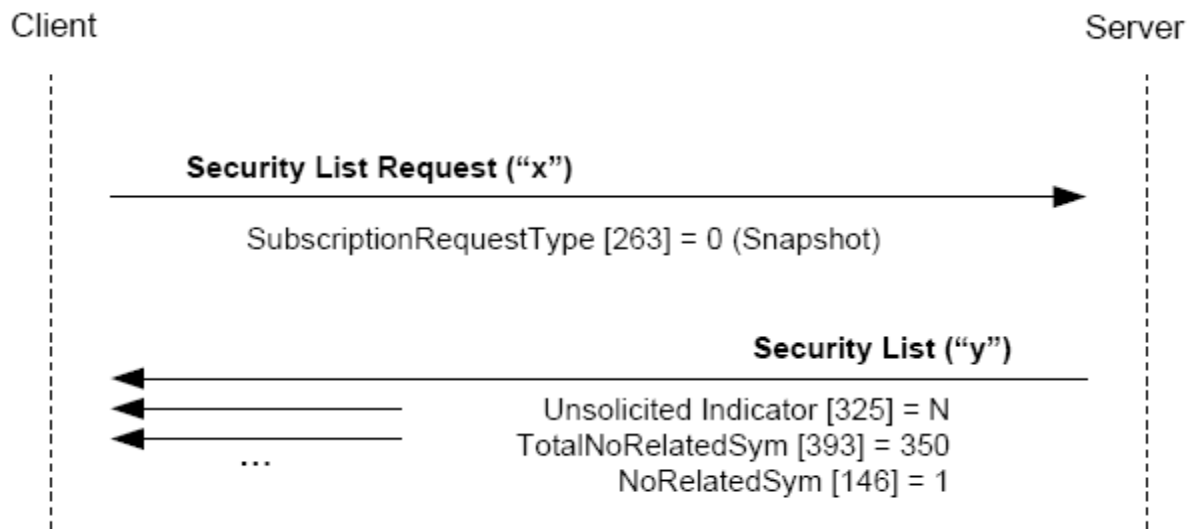
6.3.6 List of Messages

Message	Description
Security List Request (Msg Type = x)	Sent by the client to request contract definition. It also allows requesting the status information of such contracts.
Security List (Msg Type = y)	Sent by the server to inform about contract definition. It is also used to inform on the rejection of the request of such information.
Security Status Request (MsgType = e)	Sent by the client to request contract status.
Security Status (MsgType = f)	Sent by the server to inform about contract status. It is also used to inform about the rejection of such information request of such information, or to indicate there is no contract complying with the selection criteria

6.3.7 Flow of Messages

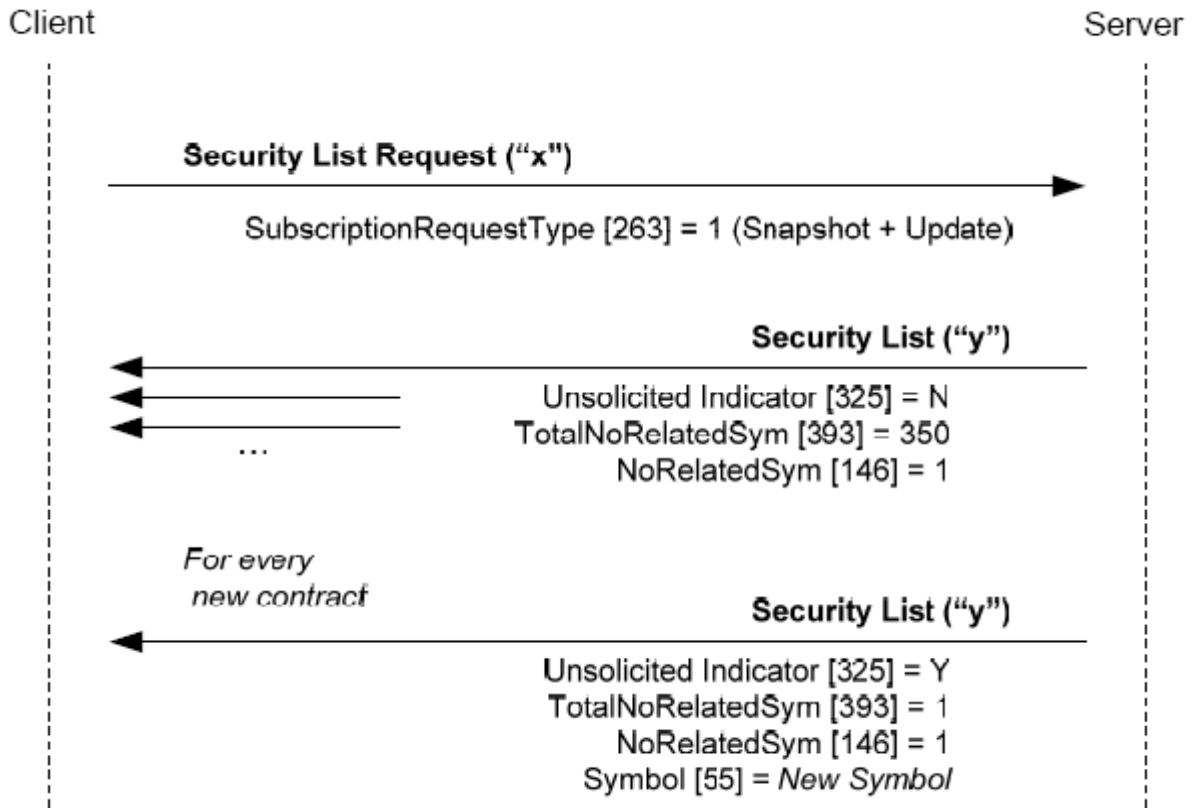
Contract definition request without update

After requesting a contract definition one or more Security List messages are received. Each one of these messages indicate the total contracts that match the selection criteria in the TotNoRelatedSym field and the number of contracts contained in the message in question in the NoRelatedSym field.



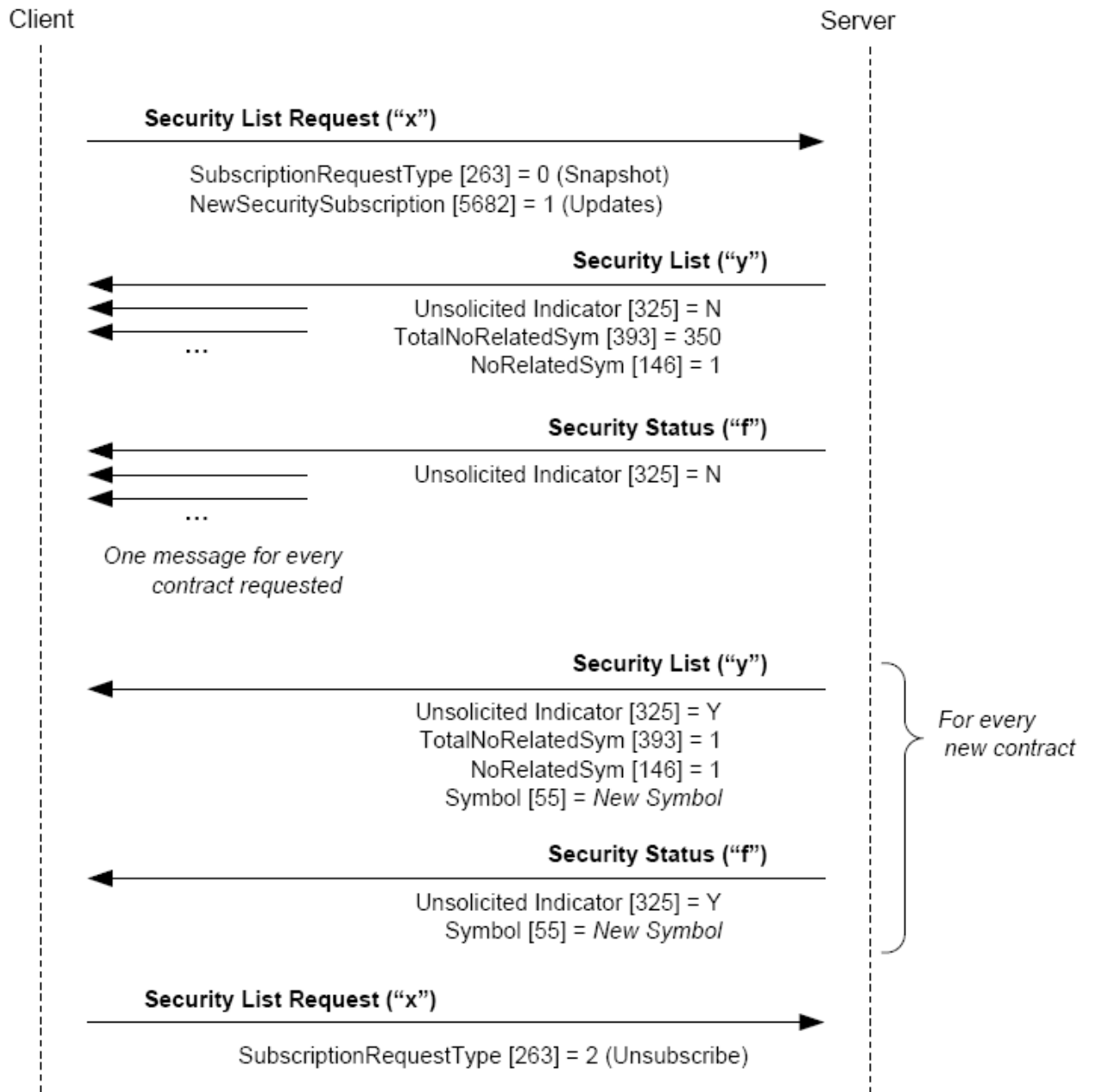
Contract definition request with update

When the request of contract definition includes contract updates (NewSecuritySubscription = 1), besides the messages explained in the preceding case, when a new contract is entered as an addition into the system, a Security List message containing this contract information is received.



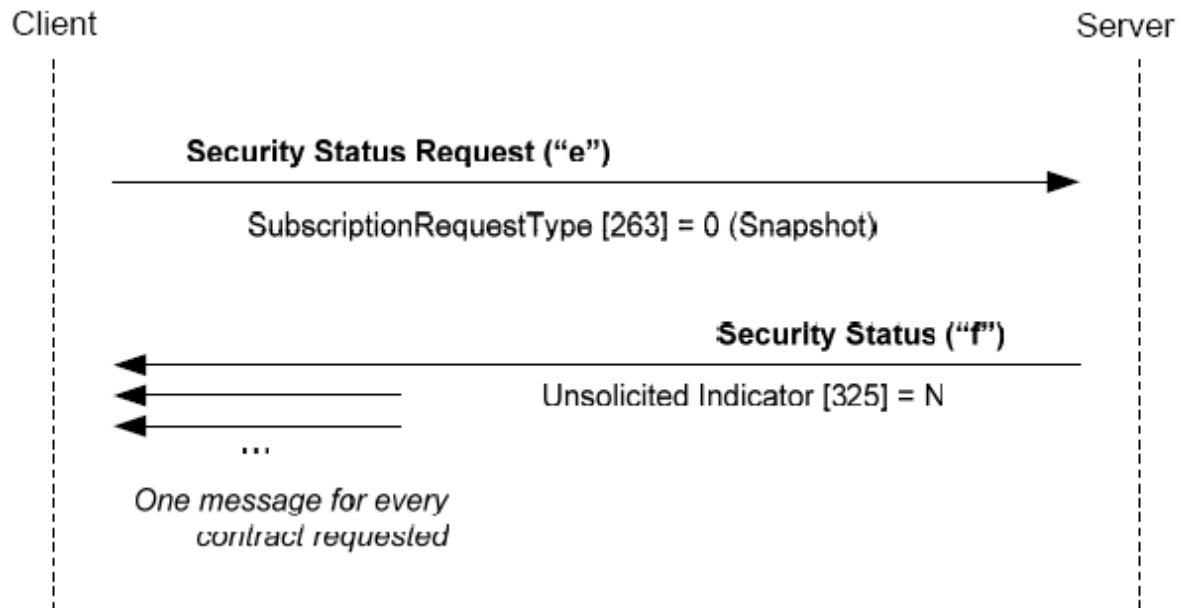
Contract definition request with update and contract status with update

If the request includes a contract status request a Security Status message is received. It includes such information for each contract. If the request also includes the update (SubscriptionRequestType = 1), a new message is received each time a status change takes place.



Contract status request without update

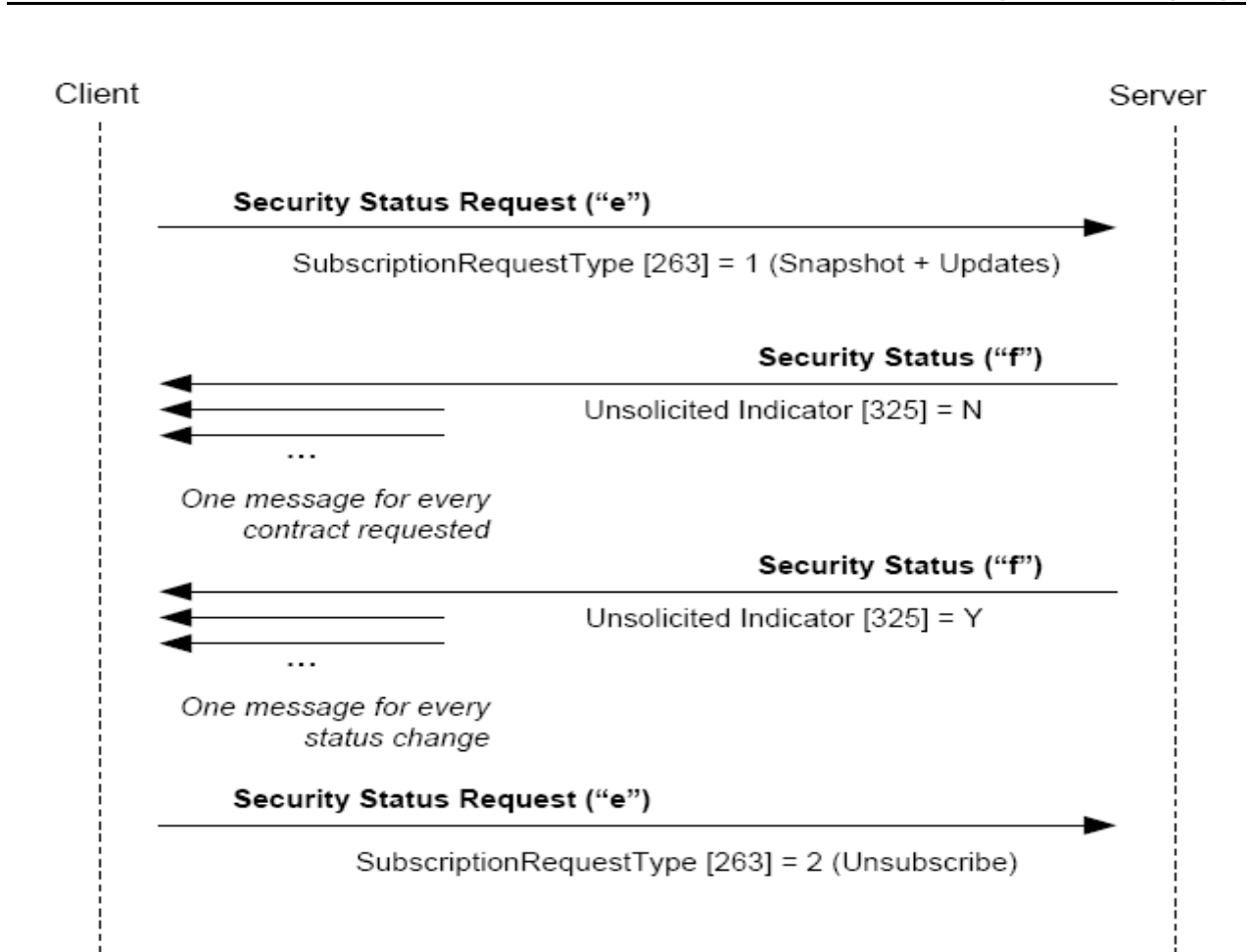
One contract status request is answered with a Security Status message for each one of the contracts that complies with the selection criteria.



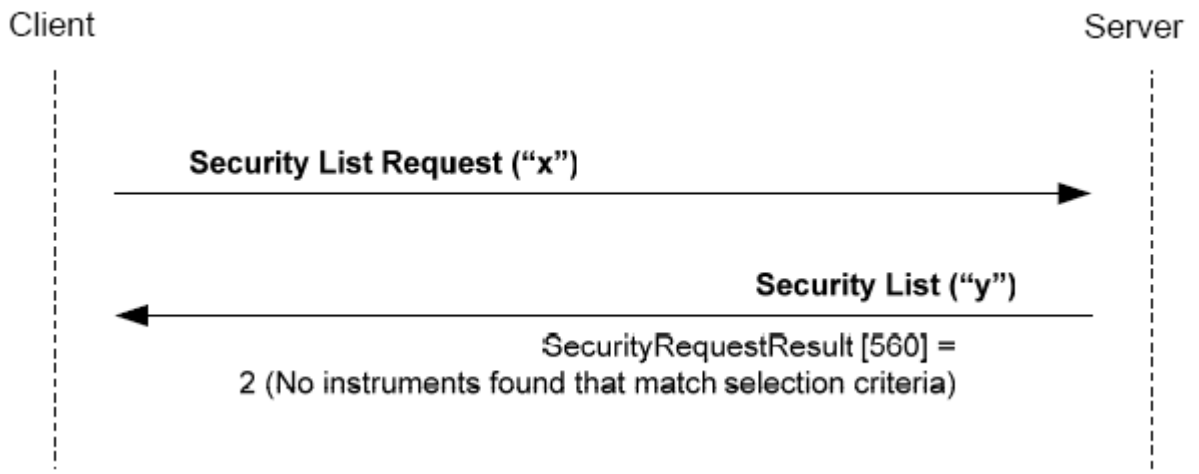
Contract status request with update

A contract status request with update is initially answered with a Security Status message for each one of the existing contracts that complies with the selection criteria. From this point on, when a status change takes place in some of the contracts, a new Security Status message with the relevant information is received. These last messages contain the value "Y" in the UnsolicitedIndicator field.

Furthermore, when a new contract matching the selection criteria is entered as an addition into the system, the server sends the relevant Security Status message, with the UnsolicitedIndicator field = "Y" too.

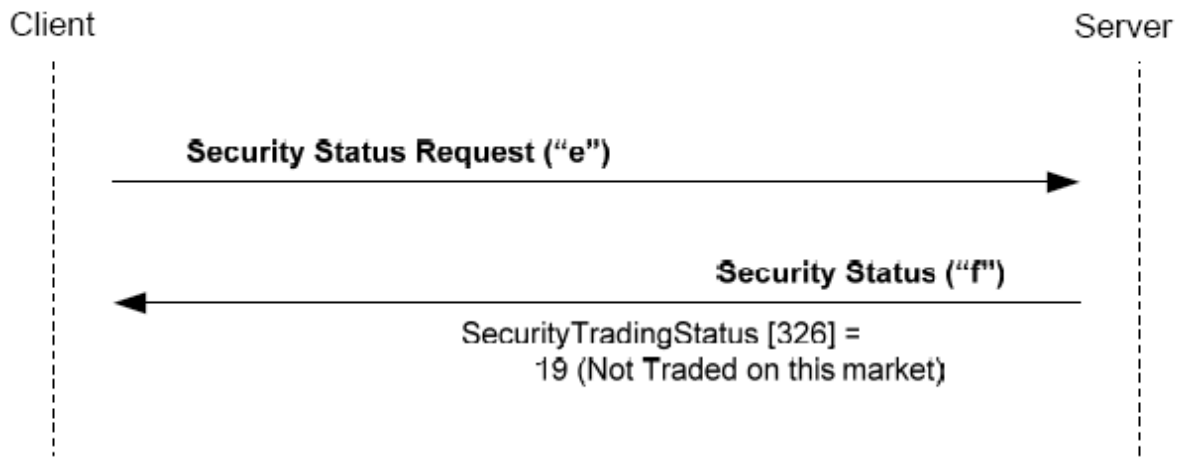


Contract definition request, without contracts that comply with the selection criteria
 When there are no contracts matching the selection criteria indicated in a contract definition request, MexFix answers with a Security List message having the SecurityRequestResult field = 2. Please take into account that in this case, if the request contained a subscription, said subscription remains active and therefore, if the addition of any contract complying with the selection criteria is entered, the relevant messages will be received.



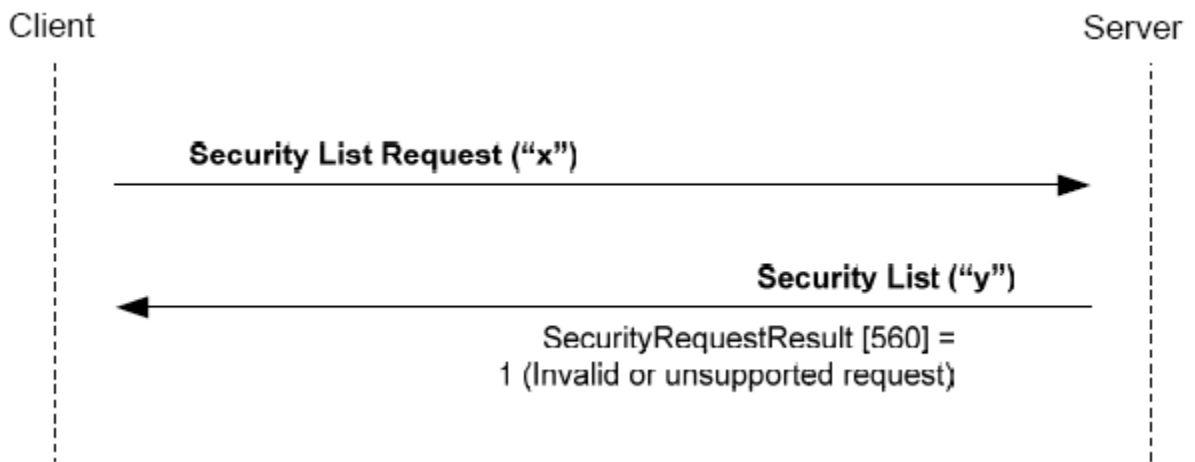
Contract status request, without contracts that comply with the selection criteria

When there are no contracts matching the selection criteria indicated in a contract status request, MexFix answers with a SecurityStatus message having the SecurityTradingStatus field = 19. Please bear in mind that in this case, if the request contained a subscription, said subscription remains active and therefore, if the addition of any contract complying with the selection criteria is entered, the relevant messages will be received.



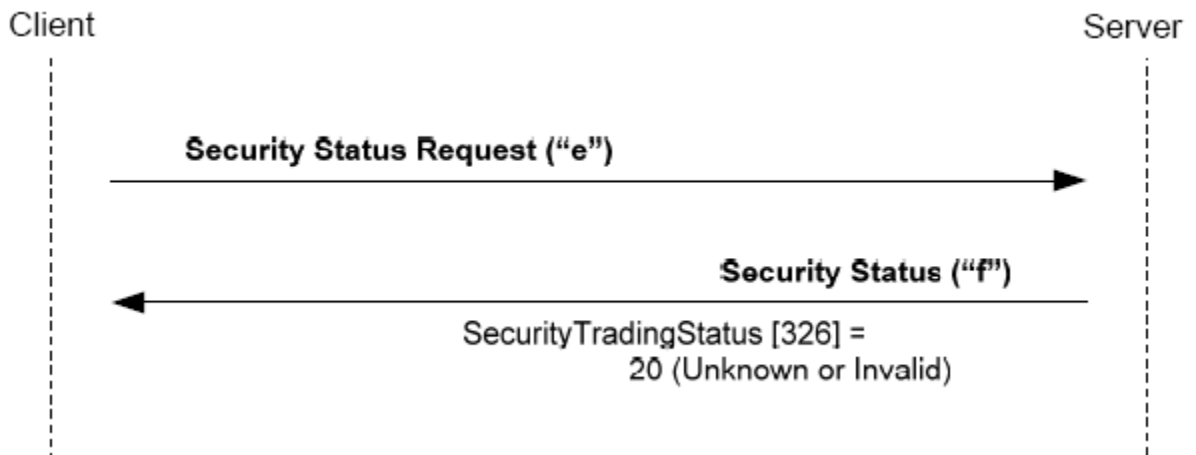
Failed contract definition request

When a contract definition request is erroneous, it is answered by a Security List message having the SecurityRequestResult field = 1.



Failed contract status request

When a contract definition request is erroneous, it is answered by a Security Status message having the SecurityTradingStatus field = 20.



6.3.8 FIX 4.4 Delimitations and Adaptations

- The NewSecuritySubscription (5682) user field has been added to the Security List Request message, in order to support the functionality in charge of receiving the contract definition when a new one is entered as an addition into the system.
- The UnsolicitedIndicator field has been added to the Security List message.

- The TickSize (6138) user field has been added to the Security List message to indicate the minimum allowed quantity in the price change. This field is expressed in the same unit as the Price field.

6.4 Market Information: Prices

6.4.1 Description

This functionality allows requesting the information related to the prices of a set of contracts.

6.4.2 Information Request

The price-related information request is made by means of the Market Data Request message.

A set of contracts may be selected by combining the fields of the Instrument block as explained in 4.4. As explained in the message detailed description several Instrument blocks may be included in order to request simultaneously more than one selection. A contract is deemed selected if it matches any one of the selection criteria.

The types of information MexFix offered are related below. A client may include a combination of these types in the same request.

- Bid
- Offer
- Price of the last trade
- Closing price
- Opening price (including auction price)
- Session high price
- Session low price
- Volume of trade
- Open position by the end of the previous session

When a request includes a Bid or Offer, depth may be specified in two ways: maximum bid or better prices.

Information reported as closing price (Settlement Price) during the session contains the previous session closing price of the contract. Once the current session closing price has been set, this value is reported. The OpenCloseSettleFlag field allows determining when the closing price has been set.

Request may include only the current situation (snapshot) or the actions involved (snapshot + update). Please take into account that it is not possible to request only updates without the snapshot. This is of the utmost importance in order to guarantee the integrity of the received information.

In addition to the information that is related here, a Bid or Offer request implies the reception of indication of interest messages on the contracts selected (Refer to Chapter 7 which includes a detailed explanation in this respect).

6.4.3 Reception of Information

MexFix returns the information requested by means of Market Data Snapshot Full Refresh messages.

According to FIX Standard, answer messages to the same request will not mix Bid and Offer information with the remaining information.

In a snapshot request, if this information is not mixed, a single message for each selected contract will be received. If the request combines Bid or Offer and other type of information, the answer will be two Market Data Snapshot Full Refresh messages.

If an information update has been requested, whenever a change occurs a new Market Data Snapshot Full Refresh message is received. This message contains both the changed information as well as the remaining fields requested when subscribing. In this case, the restriction imposed on mixing Bid or Offer information with other fields remains in force.

Please bear in mind that if there are no Bid or Offer prices for a given contract, a value zero is notified in the MDEntrySize field.

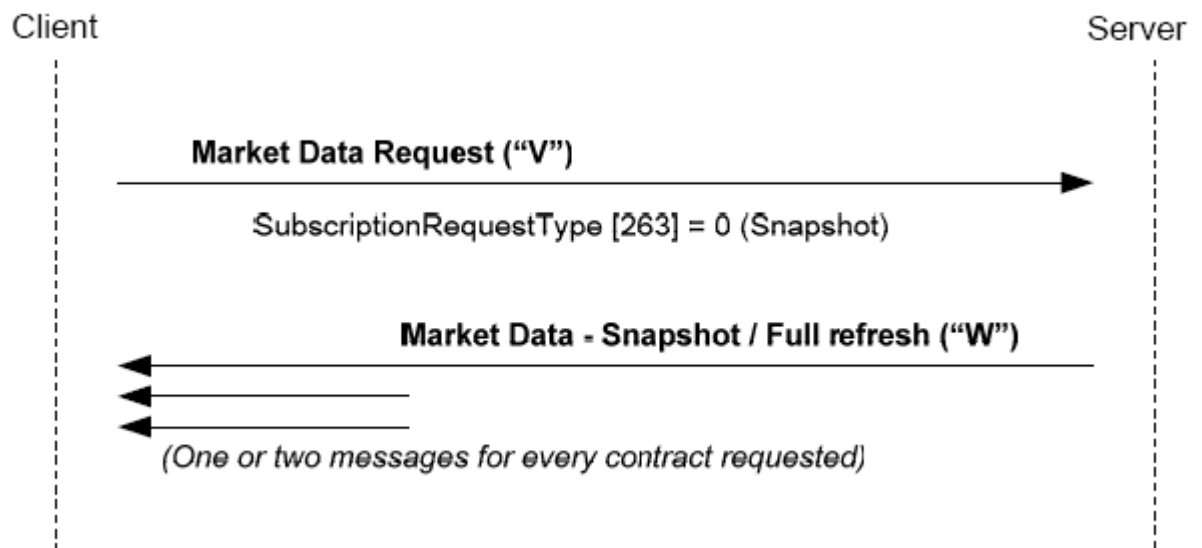
6.4.4 List of Messages

Message	Description
Market Data Request (Msg Type = V)	Sent by the client to request price information.
Market Data Snapshot Full Refresh (Msg Type = W)	Sent by the server to return price information.
Market Data Request Reject (Msg Type = Y)	Sent by the server to report that a Market Data Request has been rejected.

6.4.5 Flow of Messages

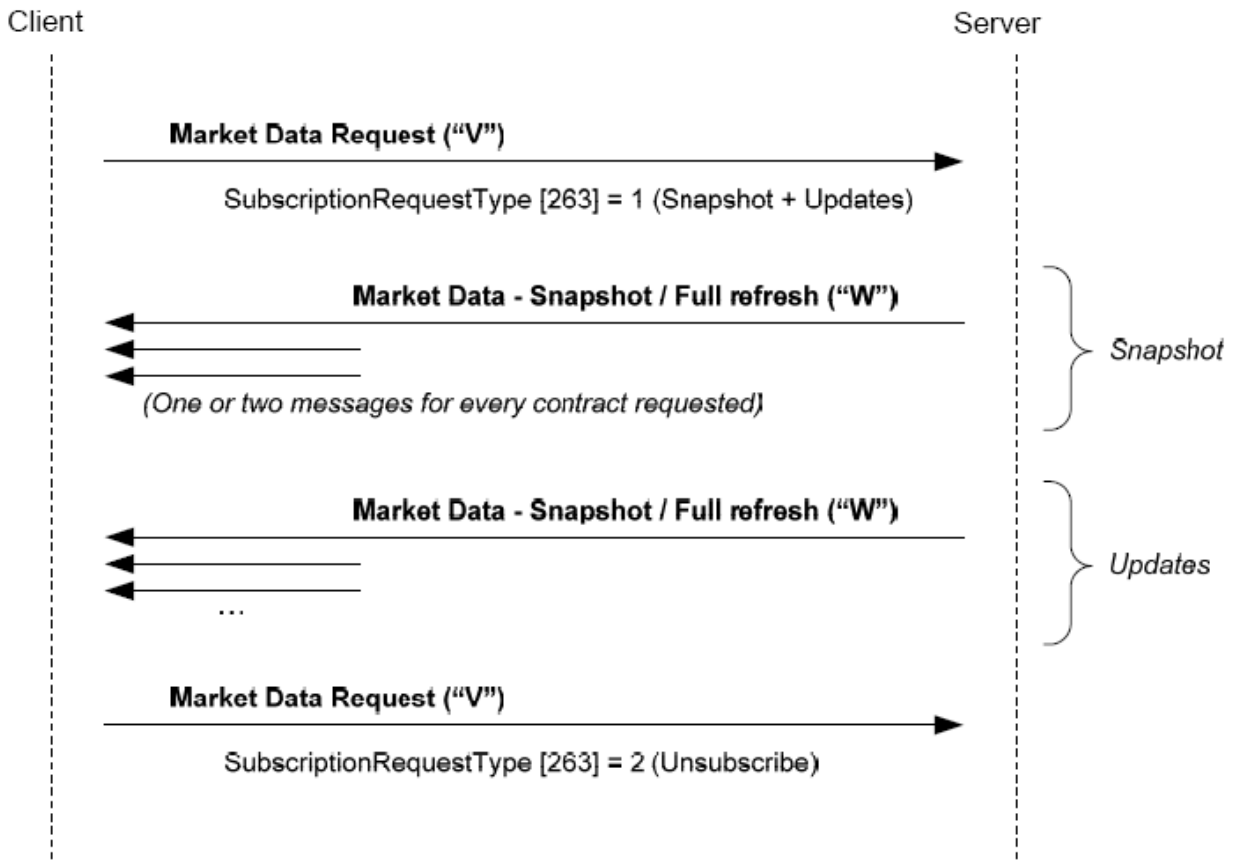
Price information request without update

A price information request, without updated, is answered by MexFix with a message for each one of the contracts. Please take into account that if Bid and Offer information combined with other information is requested, in this case MexFix returns two messages for each one of the contracts, separating these two sets of information.



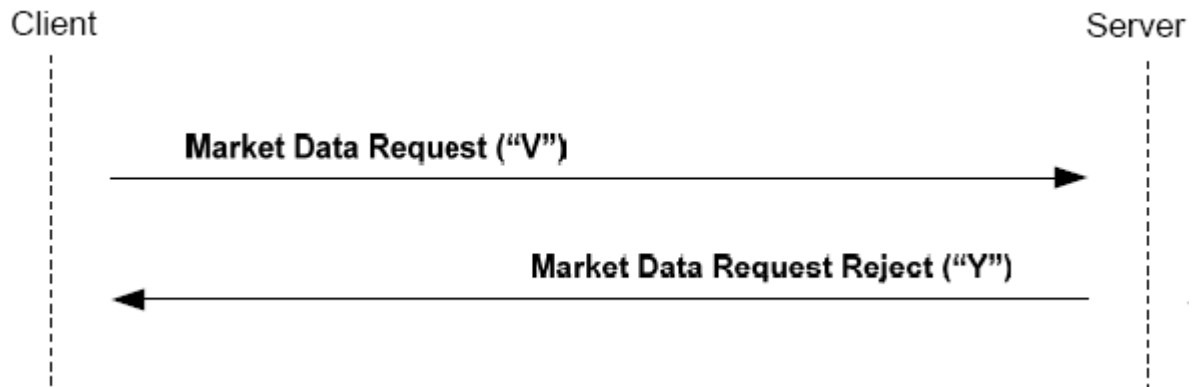
Price information request with update

A price information request with update, initially receives a set of messages for the contracts selected when making the request. From this point on, messages notifying any changes occurred in the market are received.



Erroneous price information request

When a price information request is erroneous, it is answered by a Market Data Request Reject message.



6.4.6 FIX 4.4 Delimitations and Adaptations

- Incremental refreshment is not supported
- In the Market Data Request Reject message, the meaning of value 0 (invalid symbol) of the MDRReqRejReason field has been widened to indicate an invalid selection criteria.

6.5 Definition of Messages

6.5.1 Trading Session Status Request (Msg Type = g)

Used by the client to request the trading session status.

Tag	Name	Req	Valid values	Format	Description
	Standard Header0	Y	MsgType = g		
335	TradSesReqID	Y		String	Unique identifier for each Trading Session Status Request message. If SubscriptionRequestType = 2 it should contain the original request identifier
263	SubscriptionRequestType	Y	0 = Snapshot 1 = Snapshot + Updates	Char	
	Standard Trailer	Y			

6.5.2 Trading Session Status (Msg Type = h)

It is sent by the server to report the trading session status or to reject a Trading Session Status Request message.

Tag	Name	Req	Valid values	Format	Description
	Standard Header	Y	MsgType = h		
335	TradSesReqID	N		String	Identifier of the referenced Trading Session Status Request message. This field is always present in the message.
336	TradingSessionID	Y		String	Market descriptive text
338	TradSesMethod	N	1 = Electronic	int	
325	UnsolicitedIndicator	N	N = El mensaje es parte de un snapshot Y = El mensaje es enviado como resultado de una suscripción	Boolean	It contains a "Y" when the message is sent as a result of a subscription

Tag	Name	Req	Valid values	Format	Description
340	TradSesStatus	Y	0 = Unknown 1 = Halted 2 = Open 3 = Closed 4 = Pre-Open (Not started) 6 = Request Rejected	int	Session Status It contains the value "6" when the message is used to reject a request. Value 4 (Pre-Open) indicates that the market is not open yet for trading. Should not be confused this value with the auction period, which is stated by contract in MexDer. (see field 326, SecurityTradingStatus, of the Security Status message)
58	Text	N		String	Error explanation. It is present if TradSesStatus = 6
	Standard Trailer	Y			

6.5.3 Security List Request (Msg Type = x)

Used by the client to request contract definition and specially to request their status.

Tag	Name	Req	Valid values	Format	Description
	Standard Header	Y	MsgType = x		
320	SecurityReqID	Y		String	Unique identifier for each Security List Request message. If SubscriptionRequestType = 2 or NewSecuritySubscription = 2, it should contain the original request value.
559	SecurityListRequestType	Y	0 = Symbol 1 = Security type and/or CFICode	int	Selection criteria used
	Start <Instrument>				
55	Symbol	Y	[N/A] or contract code	String(16)	Contract code if SecurityListRequestType = 0, [N/A] if SecurityListRequestType = 1
48	SecurityID	N	If you need more detail on contract groups, refer to Table 20 in the "Coding Tables" document.	String	Contract group It is not allowed if SecurityListRequestType = 0

MexFix
Fix Clients - MexFix
External Interface Specification (EIS)

Tag	Name	Req	Valid values	Format	Description
22	SecurityIDSource	N	8 = Exchange Symbol	String	It is required if the SecurityID is present. It is not allowed if SecurityListRequestType = 0
461	CFICode	N	Exact length. Refer to 4.4.1 where a list of possible values is included.	String(6)	Contract type It is not allowed if SecurityListRequestType = 0
200	MaturityMonthYear	N	YYYYMM or YYYYMMwN	Month-Year	Contract maturity It is not allowed if SecurityListRequestType = 0
	End <Instrument>				
263	SubscriptionRequestType	N	0 = Snapshot (default value) 1 = Snapshot + Updates 2 = Unsubscribe	char	It indicates the type of request regarding contract status
5682 *	NewSecuritySubscription	N	0 = Snapshot (default value) 1 = Updates (Subscribe) 2 = Unsubscribe	Char	It indicates the type of request regarding contract definition
	Standard Trailer	Y			

6.5.4 Security List (Msg Type = y)

Message sent by the server to inform about the definition of one or more contracts.

Tag	Name	Req	Valid values	Format	Description
	Standard Header	Y	MsgType = y		
320	SecurityReqID	Y		String	Identifier of the Security List Request message being answered
322	SecurityResponseID	Y		String	Unique identifier for each Security List message

MexFix
Fix Clients - MexFix
External Interface Specification (EIS)

Tag	Name	Req	Valid values	Format	Description
560	SecurityRequestResult	Y	0 = Valid request 1 = Invalid or unsupported request 2 = No instruments found that match selection criteria 4 = Instrument data temporarily unavailable 5 = Request was rejected because the CFICode specified is not supported	int	Result of the request identified by SecurityReqID
325*	UnsolicitedIndicator	N	N = The message is part of a snapshot Y = The message is sent as a result of a subscription (new contract)	Boolean	It contains a "Y" when the message is sent as a result of a subscription
393	TotNoRelatedSym	N		int	Total number of contracts matching the request selection criteria. The number of contracts contained by the message is indicated in the NoRelatedSym field. This field is always present when SecurityRequestResult = 0
893	LastFragment	N		Boolean	It indicates when the message is the last one in an answer sequence to a single request. This field is always present when SecurityRequestResult = 0
146	NoRelatedSym	N	1	NumInGroup	It indicates the number of contracts included in this message. It is omitted when there are no contracts meeting the selection criteria
	Start <Instrument>				
↗55	Symbol	N	[N/A] or contract code	String(16)	Contract code It is present if NoRelatedSym has been specified

MexFix
Fix Clients - MexFix
External Interface Specification (EIS)

Tag	Name	Req	Valid values	Format	Description
☞48	SecurityID	N	If you need more detail on market codes, refer to Table 20 in the "Coding Tables" document.	String	Contract group
☞22	SecurityIDSource	N	8 = Exchange Symbol	String	It is present if NoRelatedSym has been specified
☞461	CFIcode	N	Exact length. Refer to Table 16 in the "Coding Tables" document where a list of possible values is included	String(6)	Type of contract according to standard ISO 10962
☞200	MaturityMonthYear	N	YYYYMM or YYYYMMwN	Month-Year	Contract maturity
☞541	MaturityDate	N		LocalMktDate	Maturity date
☞225	IssueDate	N		UTCDate	Contract issuance date
☞202	StrikePrice	N		Price	Exercise price. It is present only in options
☞231	ContractMultiplier	N		Float	It indicates the ratio or multiplication factor to convert "nominal" units (for instance contracts) into total units (for instance shares).
☞107	SecurityDesc	N		String	Description of the contract group Refer to Table 20 in the "Coding Tables" document where a list of groups is included
☞6138*	TickSize	N		Price	Minimum quantity allowed in price change. This field is always present in the message.
	End <Instrument>				
☞711	NoUnderlyings	N	1	NumInGroup	It is present if the contract has another underlying contract.
	Start <UnderlyingInstrument>				
☞☞311	UnderlyingSymbol	Y		String(16)	Symbol of the underlying contract

MexFix
Fix Clients - MexFix
External Interface Specification (EIS)

Tag	Name	Req	Valid values	Format	Description
	End <UnderlyingInstrument>				
15	Currency	N		Currency	Foreign exchange code Expressed according to standard ISO 4217
555	NoLegs	N		NumInGroup	The number of contracts constituting the contract. It is present only in time-spread contracts
	Start <InstrumentLeg>				
600	LegSymbol	N		String(16)	Contract code. It is present if NoLegs has been specified
623	LegRatioQty	N	Always an integer	Float	Number of LegSymbol contracts included in a Symbol contract
624	LegSide	N	1 = Buy 2 = Sell	char	It indicates if the LegSymbol for the contract is to buy or sell It is present if NoLegs has been specified
	End <InstrumentLeg>				
	Standard Trailer	Y			

6.5.5 Security Status Request (MsgType = e)

Message used by the client to request the contract status.

Tag	Name	Req	Valid values	Format	Description
	Standard Header	Y	MsgType = e		
324	SecurityStatusReqID	Y		String	Unique identifier for each Security Status Request message If SubscriptionRequestType = 2 it should contain the original request identifier
	Start <Instrument>				
55	Symbol	Y	[N/A] or contract code	String(16)	Contract code

MexFix
Fix Clients - MexFix
External Interface Specification (EIS)

48	SecurityID	N	If you need more detail on contract groups, refer to Table 20 in the "Coding Tables" document.	String	Contract group
22	SecurityIDSource	N	8 = Exchange Symbol	String	It is required if the SecurityID is present.
461	CFICode	N	Exact length. Refer to 4.4.1 where a list of possible values is included.	String(6)	Contract type
200	MaturityMonthYear	N	YYYYMM or YYYYMMwN	Month-Year	Contract maturity
	End <Instrument>				
263	SubscriptionRequestType	Y	0 = Snapshot 1 = Snapshot + Updates	char	
	Standard Trailer	Y			

6.5.6 Security Status (MsgType = f)

Message sent by the server to inform about the status of one or more contracts.

Tag	Name	Req	Valid values	Format	Description
	Standard Header	Y	MsgType = f		
324	SecurityStatusReqID	N		String	Identifier of the Security List Request message being answered. This field is always present in the message.
	Start <Instrument>				
55	Symbol	Y	Contract code	String(16)	Contract code. The value is ignored if the SecurityTradingStatus is 19 or 20.
	End <Instrument>				
325	UnsolicitedIndicator	N	N = The message is part of a snapshot Y = The message is sent as a result of a subscription	Boolean	It contains a "Y" when the message is sent as a result of a subscription and an "N" otherwise. It contains an "N" if the SecurityTradingStatus is 19 or 20. This field is always present in the message.

MexFix
Fix Clients - MexFix
External Interface Specification (EIS)

Tag	Name	Req	Valid values	Format	Description
326	SecurityTradingStatus	N	2 = Trading Halt (Not available) 3 = Resume (Available) 15= New Price Indication 19 = Not Traded on this Market 20 = Unknown or Invalid 21 = Pre-Open	int	It informs about the Contract Status. The value "19" indicates there is no contract matching the selection criteria. The value "15" indicates that the contract is in "flashing" mode The value "20" indicates that the request was invalid. The value "21" indicates that the contract is in auction. This value should not be confused with the market "Pre-Open" status which indicates that no contract is negotiable. (Refer to field 340, TradSesStatus, of the message Trading Session Status)
332	HighPx	N		Price	Maximum price accepted for a contract. This value may vary during a trading session.
333	LowPx	N		Price	Minimum price accepted for a contract. This value may vary during a trading session.
58	Text	N		String	It contains an error explanation if SecurityTradingStatus = 20. If SecurityTradingStatus = 15 then indicates the "flashing" side. 1=Buy, 2= Sell. If SecurityTradingStatus has anyother value it indicates the side that stop "flashing"(1=Buy, 2=Sell). If omitted the "flashing" status remains the same.
	Standard Trailer	Y			

6.5.7 Market Data Request (Msg Type = V)

Message used by the client to request price information.

Tag	Name	Req	Valid values	Format	Description
	Standard Header	Y	MsgType = V		
262	MDReqID	Y		String	Unique identifier for each Market Data Request message. If SubscriptionRequestType = 2 it should contain the original request identifier

MexFix
Fix Clients - MexFix
External Interface Specification (EIS)

Tag	Name	Req	Valid values	Format	Description
263	SubscriptionRequestType	Y	0 Snapshot 1 = Snapshot + Updates	Char	
264	MarketDepth	Y	0 = Full Book 1 = Top of Book n = exact depth (n>1)	Int	Price depth. It is ignored if none of the MDEntryType occurrences is Bid or Offer.
265	MDUpdateType	N	0 = Full refresh	Int	It is required if SubscriptionRequestType = 1
267	NoMDEntryTypes	Y		NumInGroup	Number of MDEntryType fields contained by the message
<input type="checkbox"/> 269	MDEntryType	Y	0 = Bid 1 = Offer 2 = Trade 4 = Opening Price 6 = Settlement Price 7 = Trading Session High Price 8 = Trading Session Low Price B = Trade Volume (total volume for contract in session) C = Open Interest	Char	Type of market information requested
146	NoRelatedSym	Y		NumInGroup	Number of selection criteria
	Start <Instrument>				
<input type="checkbox"/> 55	Symbol	Y	[N/A] or contract code	String(16)	Contract code
<input type="checkbox"/> 48	SecurityID	N	If you need more detail on contract groups, refer to Table 20 in the "Coding Tables" document.	String	Contract group of MexDer
<input type="checkbox"/> 22	SecurityIDSource	N	8 = Exchange Symbol	String	It is required if the SecurityID has been specified

Tag	Name	Req	Valid values	Format	Description
□ 461	CFICode	N	Exact length. Refer to 4.4.1 where a list of possible values is included.	String(6)	Contract type
□ 200	MaturityMonthYear	N	YYYYMM or YYYYMMwN	Month-Year	Contract maturity
	End <Instrument>				
	Standard Trailer	Y			

6.5.8 Market Data Request Reject (Msg Type = Y)

Message used by MexFix to reject a Market Data Request.

Tag	Name	Req	Valid values	Format	Description
	Standard Header	Y	MsgType = Y		
262	MDReqID	Y		String	Identifier of the request being rejected
281	MDReqRejReason	N	0 = Invalid selection criteria 1 = Duplicate MDReqID 4 = Unsupported SubscriptionRequestType 5 = Unsupported MarketDepth 6 = Unsupported MDUpdateType 8 = Unsupported MDEntryType	char	Reason for rejection. This field is always present in the message.
58	Text	N		String	Explanatory text of reason for rejection
	Standard Trailer	Y			

6.5.9 Market Data Snapshot Full Refresh (Msg Type = W)

Message used by MexFix to communicate price information requested by means of a Market Data Request message.

Tag	Name	Req	Valid values	Format	Description
	Standard Header	Y	MsgType = W		
262	MDReqID	Y		String	Identifier of the Market Data Request message being answered
	Start <Instrument>				

MexFix
Fix Clients - MexFix
External Interface Specification (EIS)

Tag	Name	Req	Valid values	Format	Description
55	Symbol	Y	Contract code	String(16)	Contract code
	End <Instrument>				
268	NoMDEntries	Y		NumInGroup	Number of the following entries
<input type="checkbox"/> 269	MDEntryType	Y	0 = Bid 1 = Offer 2 = Trade 4 = Opening Price 6 = Settlement Price 7 = Trading Session High Price 8 = Trading Session Low Price B = Trade Volume (total volume for contract in session)	char	Type of information contained by the present entry. If values 0 or 1 are present, the message contains none of the other values
<input type="checkbox"/> 270	MDEntryPx	N		Price	Price. It is present when the MDEntryType is (0, 1, 2, 4, 6, 7, 8). Presente cuando MDEntryType está en (0, 1, 2, 4, 6, 7, 8). If it is not present when MDEntryType = 6 it should be understood that the price is 0.
<input type="checkbox"/> 271	MDEntrySize	N		Qty	Volume. It is present when the MDEntryType is (0, 1, 2, B, C). For the value "C" it is the <i>Open Interest</i> at the beginning of the session.
<input type="checkbox"/> 273	MDEntryTime	N		UTCTimeOnly	Update time. It is present only if the MDEntryType is 0,1 or 2. In case of Bid (0) or Offer (1), it is only present for one of the values (MDEntryPositionNo = 1) and refers to the update of Bid and Offer in general.

MexFix
Fix Clients - MexFix
External Interface Specification (EIS)

Tag	Name	Req	Valid values	Format	Description
□ 274	TickDirection	N	0 = Plus Tick 1 = Zero-Plus Tick 2 = Minus Tick 3 = Zero-Minus Tick	char	It is present when MDEntryType = 2.
□ 286	OpenCloseSettleFlag	N	1 = Session Open / Close / Settlement entry 4 = Entry from previous business day 5 = Theoretical Price Value	MultipleValueString	When the MDEntryType = 6, the values 1 and 4 are used to indicate if the closing price is the one of the previous session (value 4) or the final one of the current session (value 1). When the MDEntryType = 4, the values 1 and 5 are used to indicate if the closing price being reported is the session opening price (value 1) or the auction price (value 5). The field reporting auction price is sent only once per auction, when such price has been set.
□ 290	MDEntryPositionNo	N		int	Order number of a price within those of the same type (bid or offer). Numbered in the most to the less competitive order, beginning by 1. It is present if the MDEntryType is 0 or 1.
□ 811	PriceDelta	N		float	It may be present if the MDEntryType = 6
	Standard Trailer	Y			

7 Indication of Interest Request

7.1 Introduction

The functionality of indication of interest requests allows MexFix's clients to receive information on indications of interest entered from the Market Services upon any member's request.

7.2 Description

When a trader wants to show an indication of interest in having the prices of a contract quoted, he may notify such indication to the market services which will enter this information into the system.

Once an indication of interest has occurred, MexFix reports this situation by means of an Indication of Interest message. Each message refers to a single contract and indicates the accumulated volume of different indication of interest requests entered regarding the contract. Thus, it should be considered that each message replaces previous ones regarding the same contract.

When a trader requests the cancellation of the indication of interest, clients are informed on the remaining volume. If there is no volume left, clients receive a message reporting volume zero.

A client only receives information on the indications of interest in those contracts as to which he or she has requested price information (Offer or Bid) by means of the Market Data Request message (refer to 6.4).

The way in which this information will be received (snapshot or snapshot + update) shall be the same as the one specified in the Market Data Request message.

All indication of interest requests will be cancelled at the end of the trading session.

7.3 List of Messages

Message	Description
Indication of Interest (Msg Type = 6)	Message sent by MexFix to inform on an Indication of Interest regarding a contract.

7.4 FIX 4.4 Delimitations and Adaptations

- The remittance of Indication of Interest messages is not allowed.

7.5 Definition of Messages

7.5.1 Indication of Interest (Msg Type = 6)

Message sent by MexFix to inform on an Indication of Interest regarding a specific contract.

Tag	Name	Req	Valid values	Format	Description
	Standard Header	Y	MsgType = 6		
23	IOIid	Y		String	Message unique identifier
28	IOITransType	Y	R = Replace	char	It always contains and "R". It indicates that the message replaces the information referred to the same contract (if any).
	Start <Instrument>				
55	Symbol	Y	Contract code	String(16)	Contract code related to the indication of interest message.
	End <Instrument>				
54	Side	Y	7 = Undisclosed	char	The indications of interest define only contract and volume but not the type of agreement involved (buy or sale).
27	IOIQty	Y	0 – 1000000000, integer numbers only.	String	Accumulated volume of all indication of interest requests related to the contract in question.
	Standard Trailer	Y			

8 Order Management

8.1 Introduction

Order management functionality groups several functions. From the point of view of a FIX client, the following are the functions involved:

- Order entry
- Order modification
- Order cancellation
- Massive order cancellation
- Reception of contract status
- Reception of order execution notification
- Request and reception of order status reports

Each one of these functions is dealt within a separate paragraph of this chapter. Method of use, list of related messages, flow of messages and additions or delimitations applied to this implementation are described for every function involved. At the end of the chapter there is a detailed description of all messages included herein.

Everything described in this chapter is valid for both simple and time-spread contracts since time-spread orders are carried out by referring to a previously defined contract (not the contracts that are part of it).

8.2 Entry of orders

8.2.1 Description

The FIX client uses this functionality to request the addition of orders to the trading system.

Once an order has been accepted, it may be modified, cancelled or executed. These subjects are dealt with in detail in other paragraphs of this chapter.

In addition to the habitual fields of an order like price or quantity, the client may include a free text in the message Text field. This text remains related to the order and is included in the Execution Report messages related to such order.

MexDer does not interpret this field, so the client could use it as a reference for himself for the order. The maximum length allowed is five characters; the rest are ignored.

Within MexDer trading system, every order is related to an account. FIX client generally informs about the account in the Account field. If when entering a new order the account is not specified, the order is assigned to the daily account. If a client has not a daily account defined, an order in which the account is not specified is rejected. An order account may be modified during its life-cycle in the way described in 8.3.

There are several fields related to order identification. If you need more information refer to paragraph 4.1 Order Identification.

8.2.2 Status of an order registration request

Once the request has been sent to MexFix, there are two possibilities:

- the request may be directly rejected, in which case an Execution Report message having the ExecType field = 8 (Rejected) is received; or else
- an Execution Report message having the ExecType field = A (Pending New) is received.

The last case only indicates that the request has been initially accepted and that it is being sent to the central systems.

After the request has been initially accepted, an Execution Report message with the ExecType field = 0 (New) is received, moment in which the order may be deemed active in the market.

If any situation causes the order to be rejected by the central systems, likewise, the Execution Report message having the ExecType field = 0 (New) will be received, but in this case it will be followed by an Execution Report message having the ExecType field = 4 (Cancelled).

If the order entered is of the Stop type, when such order is triggered, MexFix sends a new Execution Report message with the ExecType field = 0 (New), reflecting the situation of the order after being triggered. To detect if an order has been triggered, you should refer to the WorkingIndicator Field of the Execution Report message.

8.2.3 Supported Order Types and Order Validity

When sending an order addition request, the order type is specified by the combination of the OrdType and TimeInForce fields Refer to Appendix A in order to obtain a list of order types supported by MexFix and the relevant values of those two fields for each case.

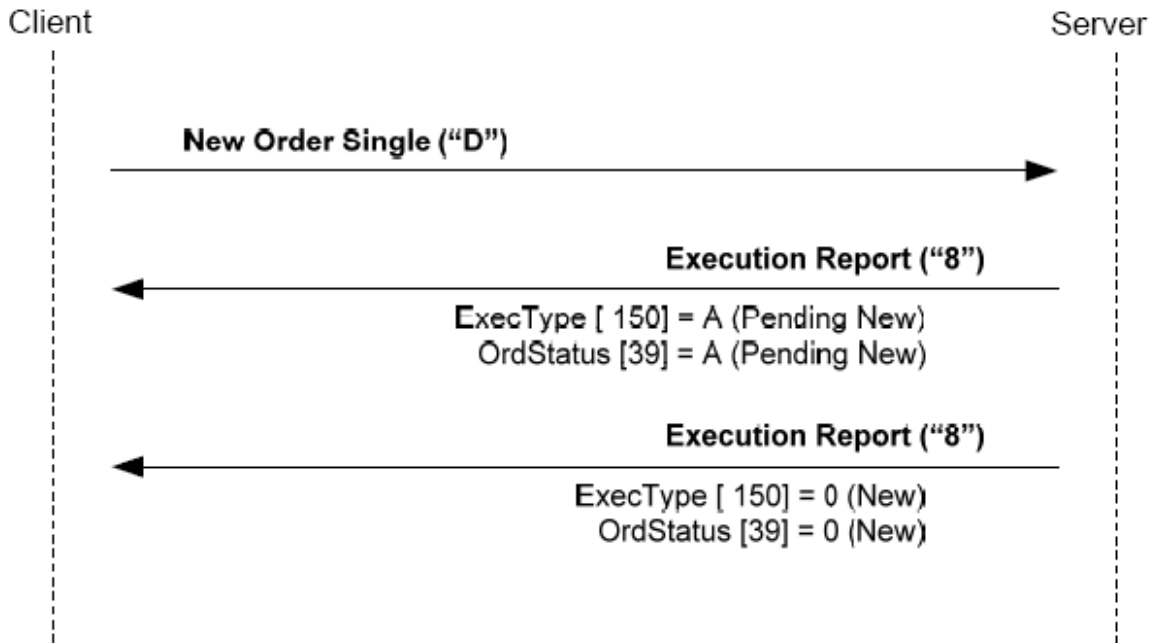
8.2.4 List of Messages

Message	Description
New Order - Single (Msg Type = D)	Used by the client to request an order addition
Execution Report (Msg Type = 8)	Sent by MexFix to confirm or reject an order addition

8.2.5 Flow of Messages

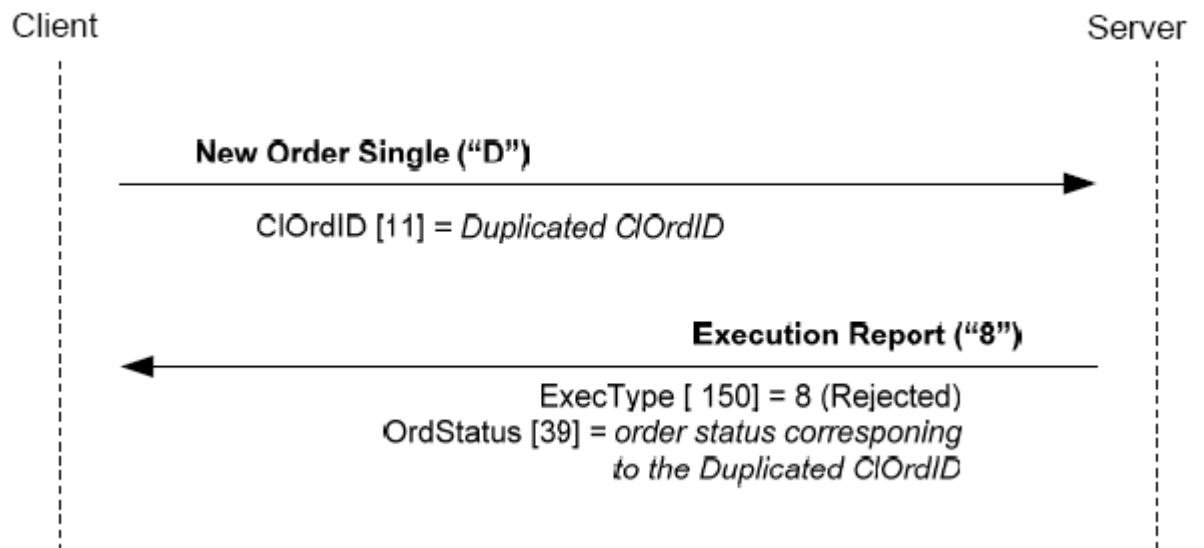
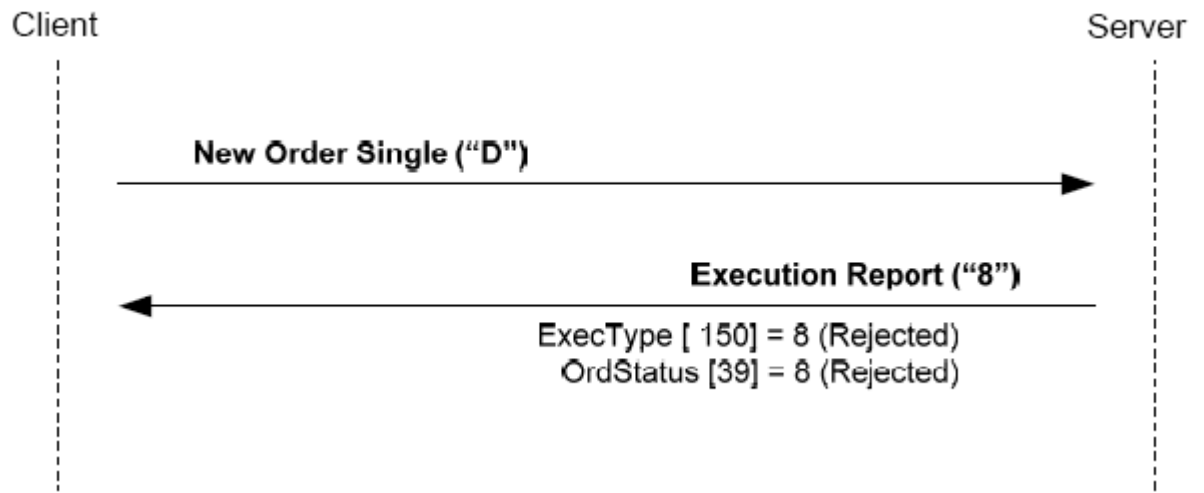
In the diagrams below, values appearing after “Execution Report” correspond to the ExecType and OrdStatus fields, respectively.

Entry of a new order accepted by MexFix and the central systems

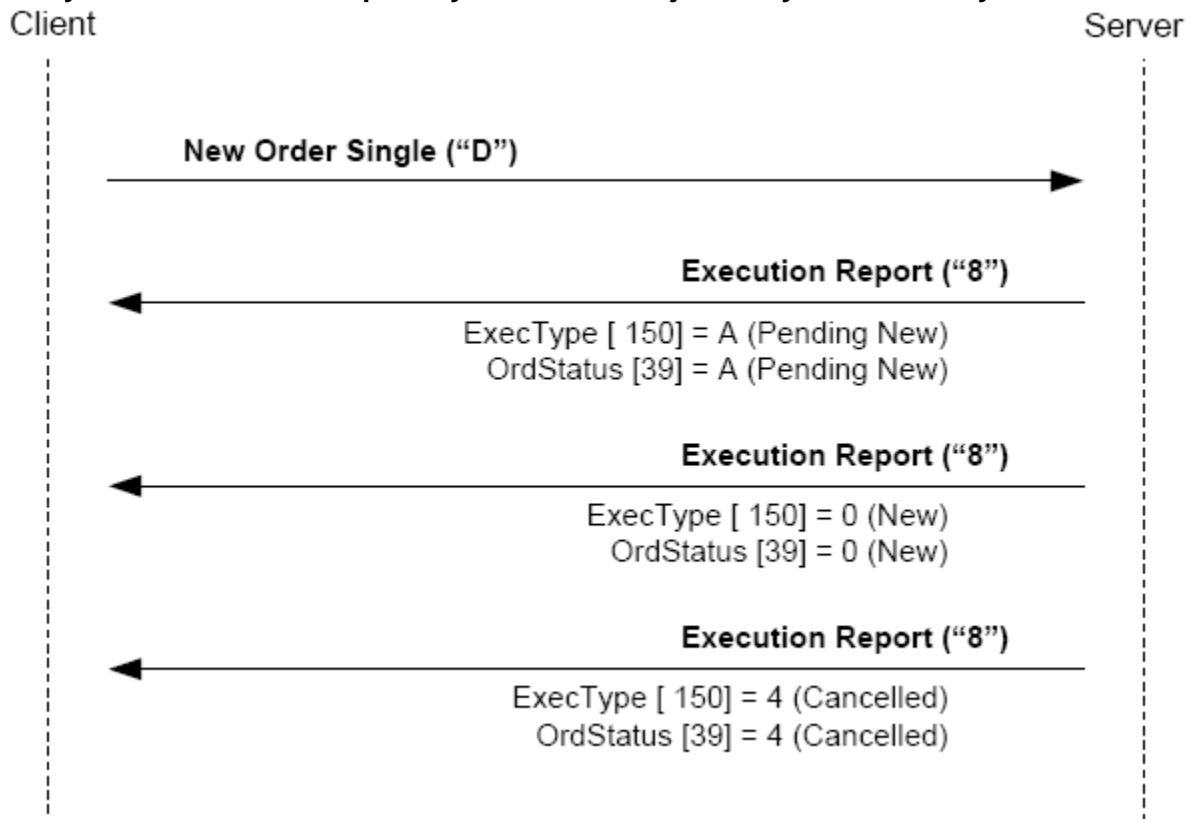


Entry of a new order directly rejected

When a new order message is initially rejected, the client receives an Execution Report message having the ExecType field = 8 (Rejected). The value of OrdStatus is 8 (Rejected) except when the rejection is brought about a duplicate CIOrdID, in which case the order status relevant to this CIOrdID is informed.

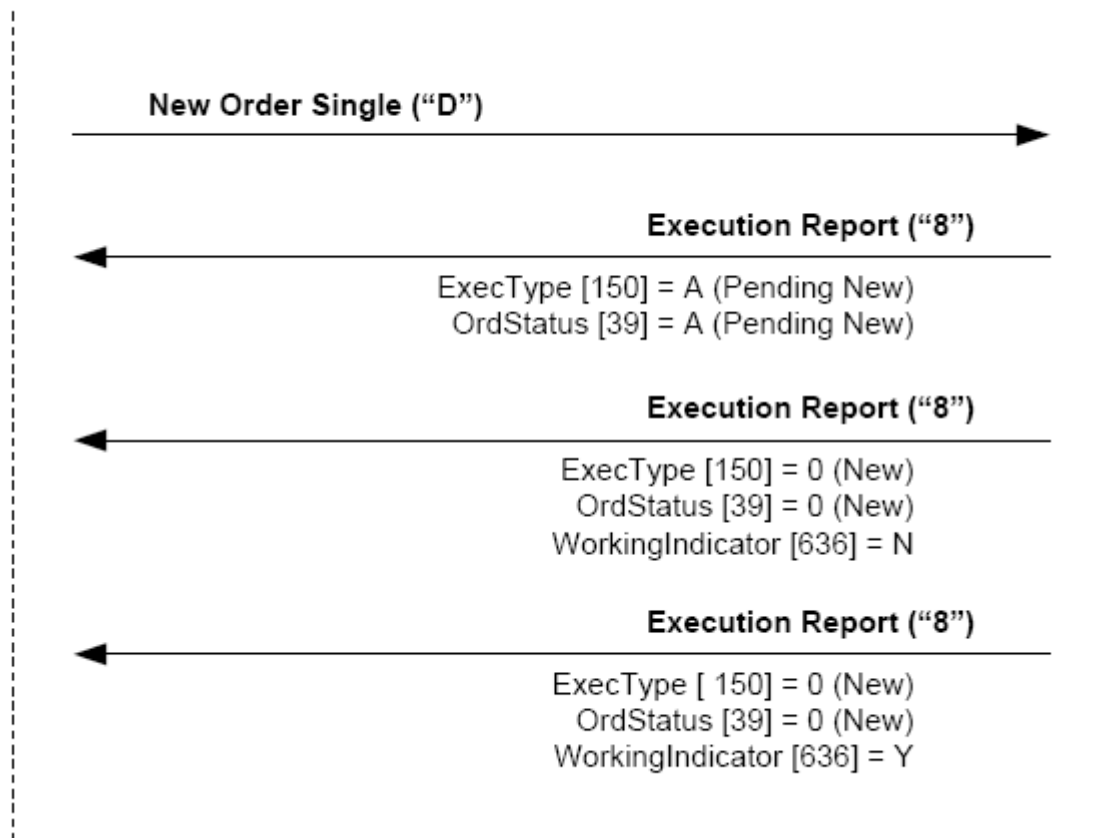


Entry of a new order accepted by MexFix and rejected by the central systems



Entry of a stop order and its triggering
Client

Server



8.2.6 FIX 4.4 Delimitations and Adaptations

- In the New Order Single message, the OrderQty has become required.

8.3 Order Modification

8.3.1 Description

Once an order has been entered as an addition and before its being fully filled, some of its attributes may be modified.

The following are the modifiable attributes of an order:

- Account
- Volume
- Price

- Trigger price
- Text (reference to order assigned by client)

The modification request is made by means of the Order Cancel / Replace Request message also called Order Modification Request message.

In each modification message a unique CIOrdID field should be specified, like in a new order entry message. The order to be modified is identified by the OrigCIOrdID field.

When a modification request is accepted and executed, the order is then granted as identifier the CIOrdID specified in the modification request message. As to this identification, it may be considered that a modification replaces the previous order with a new order.

The order identifier, OrderID, is not affected and maintains its value after the modification. As to the SecondaryOrderID field, this assumption may not be made, since it may either keep or change its previous value.

As a rule, the fields specified in the modification request message replace the fields of the order being modified. Fields not specified are not modified.

In addition to the CIOrdID field and the fields with values to be modified, the FIX standard requires the presence of some redundant fields: Symbol, Side, Order Type and HandInst. These fields should be present in the modification request message with the same values as the order to be modified. If any of these values differ, the request is rejected with an Order Cancel Reject message with the CxlRejReason field = 2 (Broker/Exchange Option) and an explanation in the Text field.

FIX standard also allows, as optional functionality, modifying the volume of an order fully filled, generating a reopening of such order. This functionality is not supported by MexFix.

FIX 4.4 specifications show in appendixes to volume 4 a set of tables describing the flow of messages and the effects on the order status. Regarding the modification, the following tables are supported: C.1.a, C.1.b, C.2.a, C.3.a, C.3.b, C.3.c, D.1.a, D.1.b, D.1.c and D.2.d.

Tables C.1.c, D.2.a, D.2.b and D.2.c are not supported.

8.3.2 Status of an order modification request

Once the request has been sent to MexFix, there are two possibilities:

- the request may be directly rejected, in which case an Order Cancel Reject message is received; or else
- an Execution Report message having the ExecType field = E (Pending Replace) is received.

The last case only indicates that the request has been initially accepted and that it is being sent to the central systems.

When a request has been initially accepted, such request may be rejected by central systems, in which case an Order Cancel Reject message is received. Otherwise, an Execution Report message with the ExecType field = 5 (Replaced) is received, moment in which the modification may be deemed made.

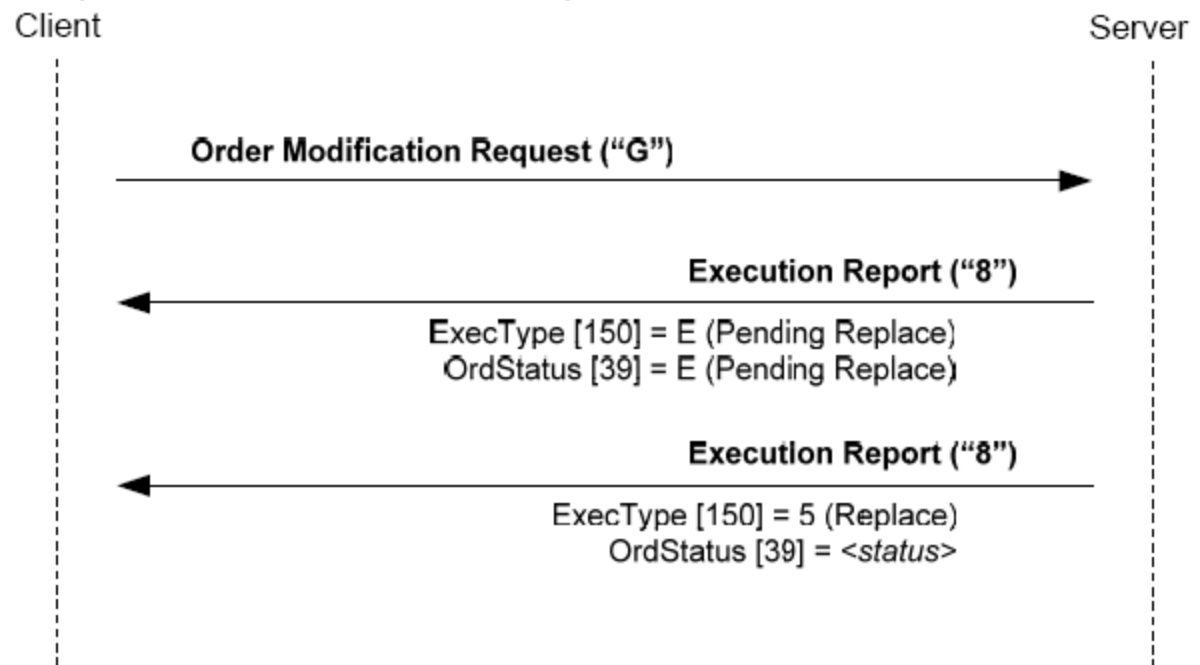
8.3.3 List of Messages

Message	Description
Order Modification Request (Msg Type = G) (a.k.a. Order Cancel / Replace Request)	Used by the client to request an order modification.
Execution Report (Msg Type = 8)	Sent by MexFix to notify the status of the modification request
Order Cancel Reject (Msg Type = 9)	Sent by MexFix to notify the rejection of a modification request

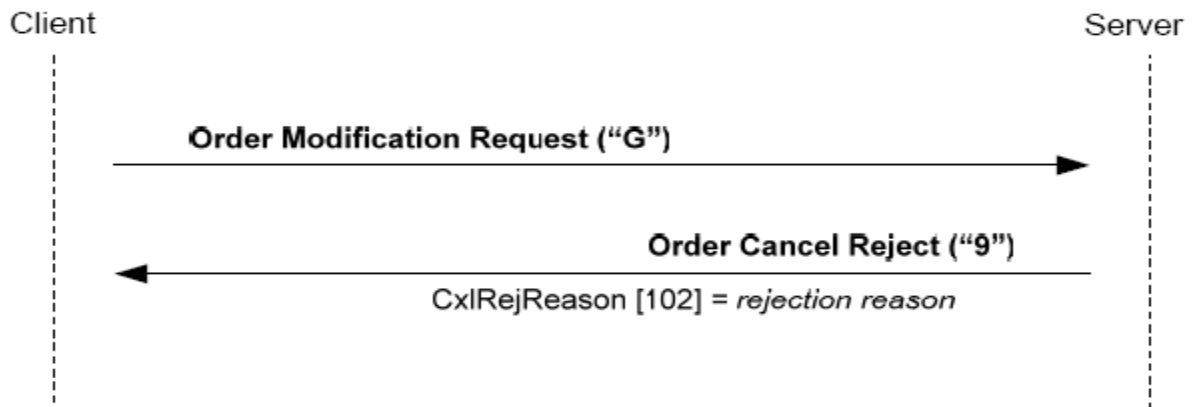
8.3.4 Flow of Messages

In the diagrams below, values appearing after “Execution Report” correspond to the ExecType and OrdStatus fields, respectively. When OrdStatus is shown as “<status>” it refers to the current status of the order, regardless of the status itself.

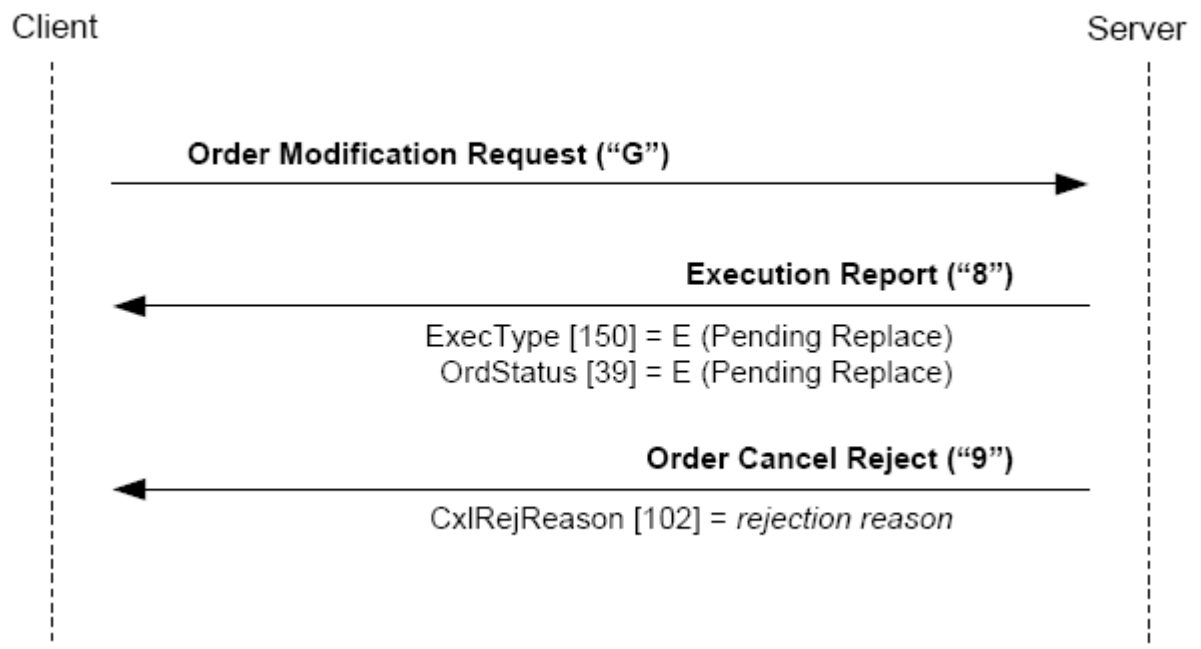
Accepted and executed modification request



Modification request directly rejected



Modification request accepted by MexFix and rejected by the central systems



8.3.5 FIX 4.4 Delimitations and Adaptations

- The re-opening of orders is not allowed (volume increase of orders fully filled)
- Modification of orders pending prior modification is not supported.

8.4 Order cancellation

8.4.1 Description

From the moment in which an additional order is entered into the market, it may be cancelled at any time. Cancellation request is made with the message Order Cancel Request.

The message Order Cancel Request is used to request the cancellation of a specific order. The order is identified by the OrigCIOrdID field. In addition to this field, the cancellation message should specify a unique CIOrdID field, like in messages requesting the addition of new orders or requesting modifications.

FIX standard requires the presence, in this message, of some redundant fields: Symbol and Side. These fields should contain the same values as the order to be cancelled. If any of these values differ, the request is rejected with an Order Cancel Reject message having the CxlRejReason field = 2 (Broker/Exchange Option) and an explanation in the Text field.

Please, bear in mind that a cancellation request may be sent when the order to be cancelled is in “Pending New” or “Pending Replace” status. That is to say, the client may send a cancellation without having to wait for the central system confirmation. In this case, the client should use the CIOrdID of the request still pending, assuming it will be accepted. In this case, regardless of whether or not the pending modification is accepted, the order will be cancelled.

8.4.2 Status of an order cancellation request

Once the cancellation request has been sent to MexFix, there are two possibilities:

- the request may be directly rejected, in which case an Order Cancel Reject message is received; or else
- an Execution Report message having the ExecType field = 6 (Pending Cancel) is received.

The last case only indicates that the request has been initially accepted and that it is being sent to the central systems.

After a request has been initially accepted and, therefore, sent to the central systems, one of the following situations will take place:

- **Order cancellation.** When the order is cancelled due to the request sent, an Execution Report message with the ExecType field = 4 (Cancelled) is received.
- **Order cancellation by another trader.** If a cancellation request on the same order sent by another trader reaches the central systems first, then, an Execution Report message having the ExecType field = 4 (cancelled) will be received, due to the action of a third-party. This will be the only notification received regarding the order and there will be no individual response to the request arrived later.

- **Order execution.** If the order to be cancelled is executed within the intervening period between the sending of the cancellation request and its reception, the system shall inform about such execution with an Execution Report message with ExecType field = Trade and OrdStatus Field = Filled. This message itself should be understood as a cancellation rejection since the order is fully filled. In this case there will be no individual answer to the cancellation request.

When a cancellation is accepted and completed, the order will be assigned with the identifier CIOrdID tag of the cancellation request message.

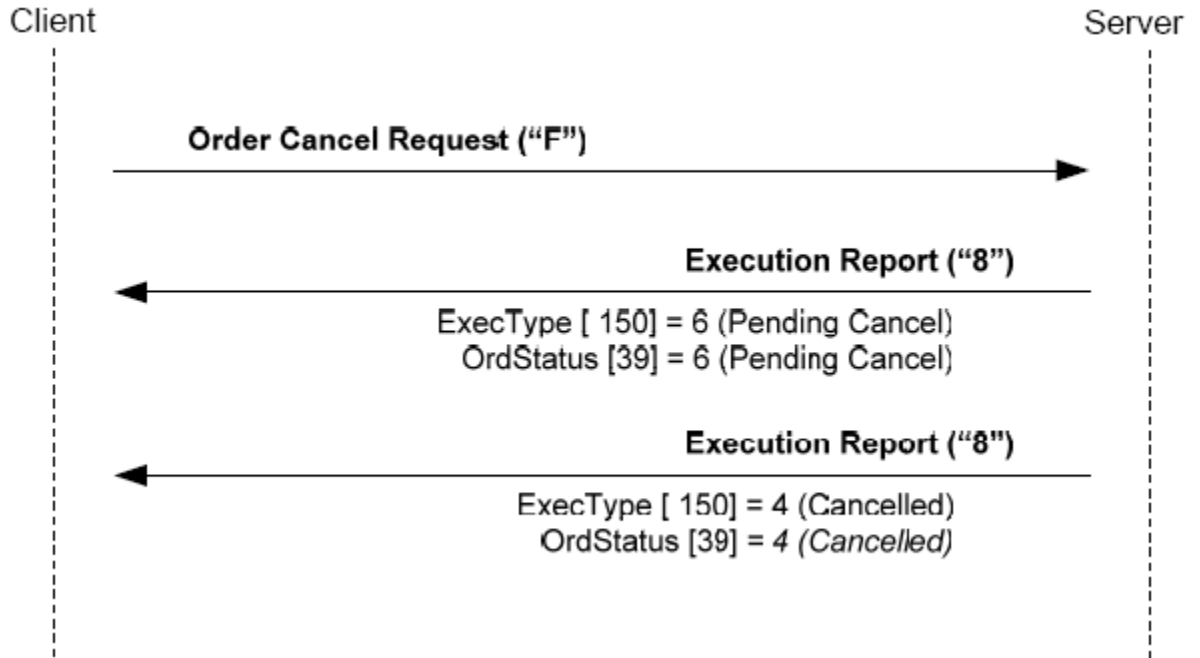
8.4.3 List of Messages

Message	Description
Order Cancel Request (Msg Type = F)	Used by the client to request an order cancellation.
Execution Report (Msg Type = 8)	Sent by MexFix to notify the status of the cancellation
Order Cancel Reject (Msg Type = 9)	Sent by MexFix to notify the rejection of the cancellation request

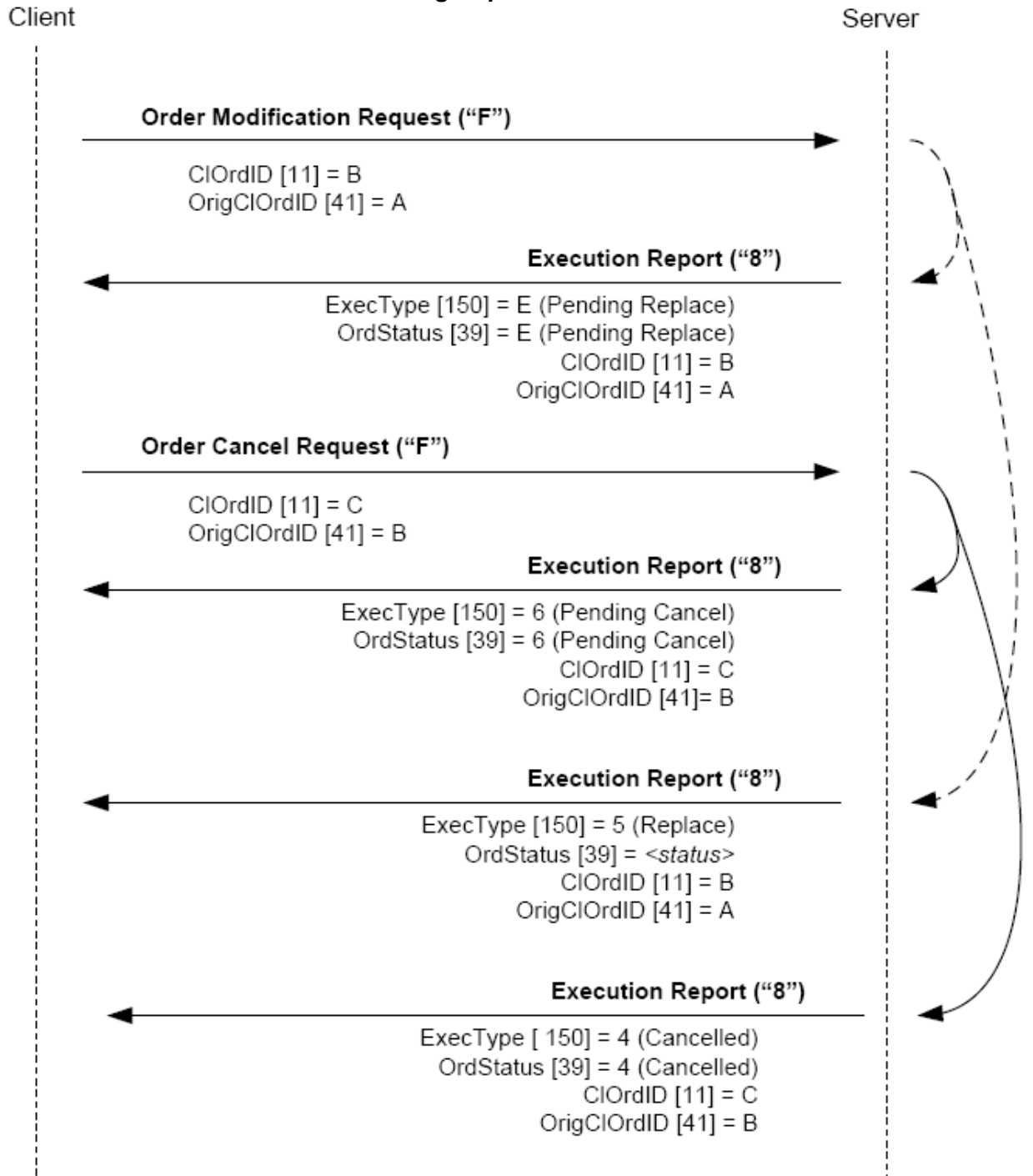
8.4.4 Flow of Messages

In the diagrams below, values appearing after “Execution Report” correspond to the ExecType and OrdStatus fields, respectively. When OrdStatus is shown as “<status>” it refers to the current status of the order, regardless of the status itself.

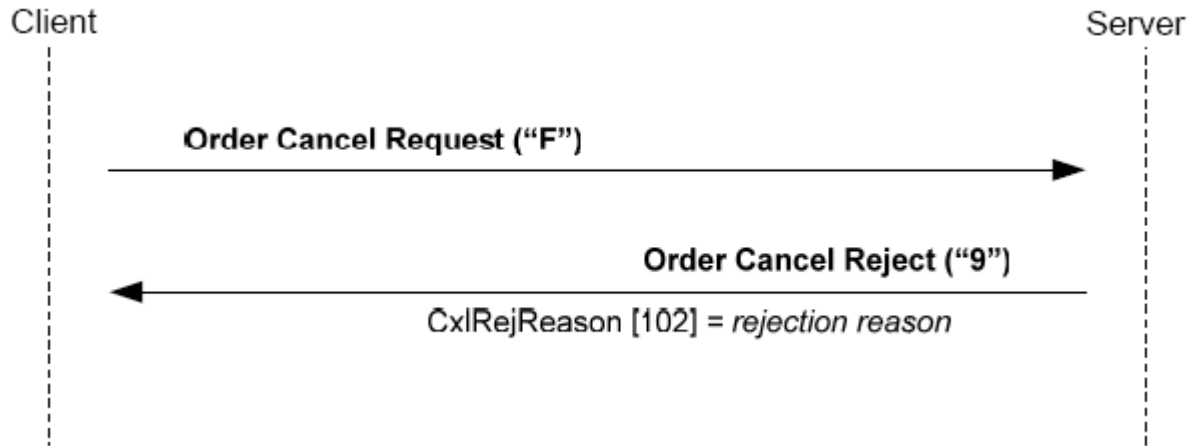
Accepted and completed cancellation request



Cancellation of an order with "Pending Replace" status

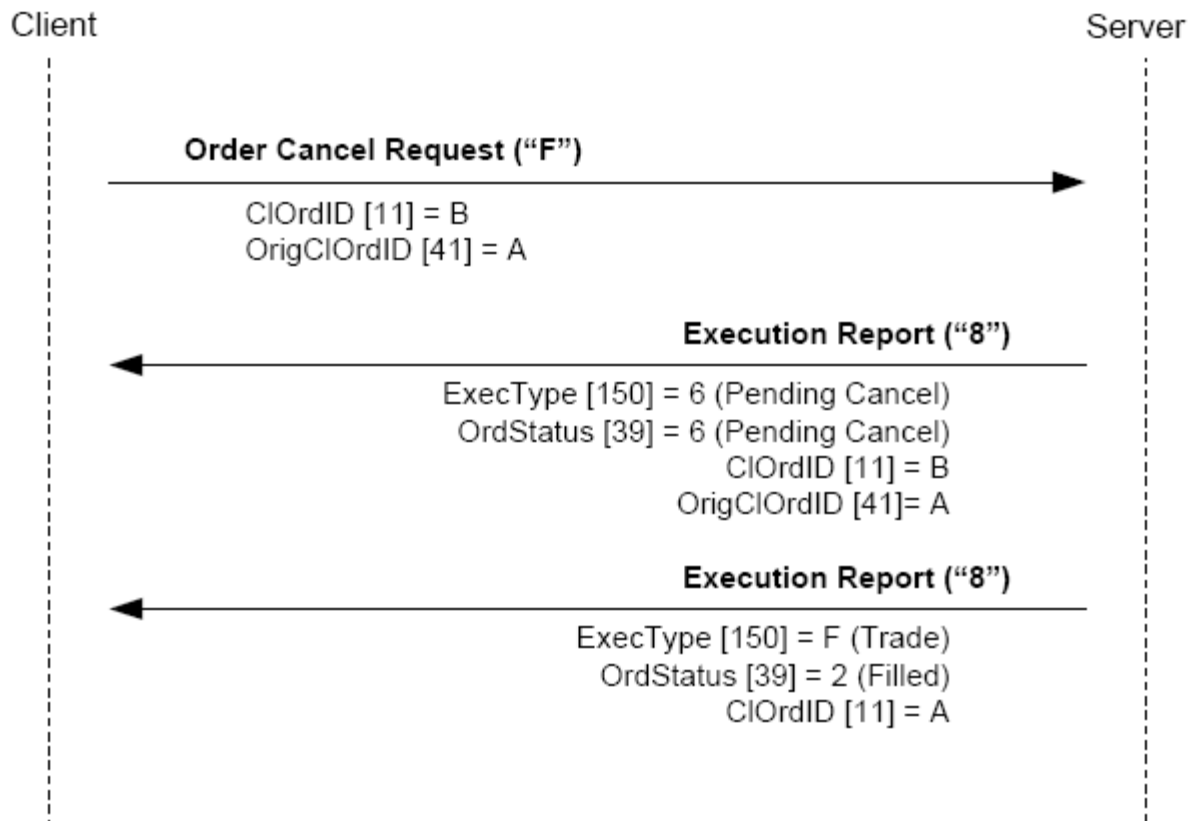


Cancellation request directly rejected



Cancellation request accepted of an order executed in the moment cancellation is requested

If the order to be cancelled is executed within the intervening period between the sending of the cancellation request and its reception, the system shall inform about such execution with an Execution Report message with ExecType field = Trade and OrdStatus Field = Filled. This message by itself should be understood as a cancellation rejection since the order is fully filled. In this case there will be no individual answer to the cancellation request.



8.4.5 FIX 4.4 Delimitations and Adaptations

No delimitations or adaptations have been made to the messages included in this chapter.

8.5 Massive order cancellation

8.5.1 Description

This function allows the simultaneous cancellation of a set of orders. The orders to be cancelled may be selected by specifying determined selection criteria.

8.5.2 Selection Criteria

The selection criteria offered for the orders to be cancelled are as follows:

- **Member / trader.** This allows selecting the orders related to a member and/or trader through the Parties block, as described in 4.3
- **Instrument.** This allows selecting the orders related to a given instrument type through the Instrument block, as described in 4.4

- **Account.** This allows selecting the orders related to a specific account or to a group of accounts. This selection is made through the Account field. The use of the wildcard “?” for multiple selection is only allowed in the five positions at a time or in the last two positions. In the latter case, it should be used in both positions simultaneously.
- **Order type.** This allows selecting the orders by type. Refer to the message description for details on the values allowed.
- **Buy / sell.** Allows the selection of buy and sell orders

When a selection combines various criteria, the orders that meet them all are deemed selected.

When any one of the selection fields is not included, the criterion is not taken into account in the selection of the order. Therefore, not specifying any criteria implies the selection of all orders.

Since MexFix supports more selection criteria than the ones defined in FIX 4.4 standard, the MassCancelRequestType field is not used and should always contain the value 7 (Cancel all orders). MexFix will review the selection criteria to decide the orders to be cancelled as explained above.

8.5.3 Status of the massive cancellation request

Whether the massive cancellation request is accepted or rejected, the server sends an Order Mass Cancel Report message. When the request is rejected, the MassCancelResponse field contains the value “0”. If accepted, it contains the value “7”, even when there are no orders matching the selection criteria.

The accepting message should not be deemed a cancellation confirmation. To this end, the server sends an Execution Report message for each one of the orders cancelled.

8.5.4 CIOrdID field

In the relevant Execution Report messages in which cancellations are notified, there is an OrigCIOrdID field identifying unambiguously each one of the orders cancelled.

Please take into account that, following the Standard, the CIOrdID field of these messages will contain the same value in all of them, which corresponds to the CIOrdID assigned to the request in the Order Mass Cancel Request message. Therefore, it should be noted that from that moment on the orders cancelled will all have the same CIOrdID.

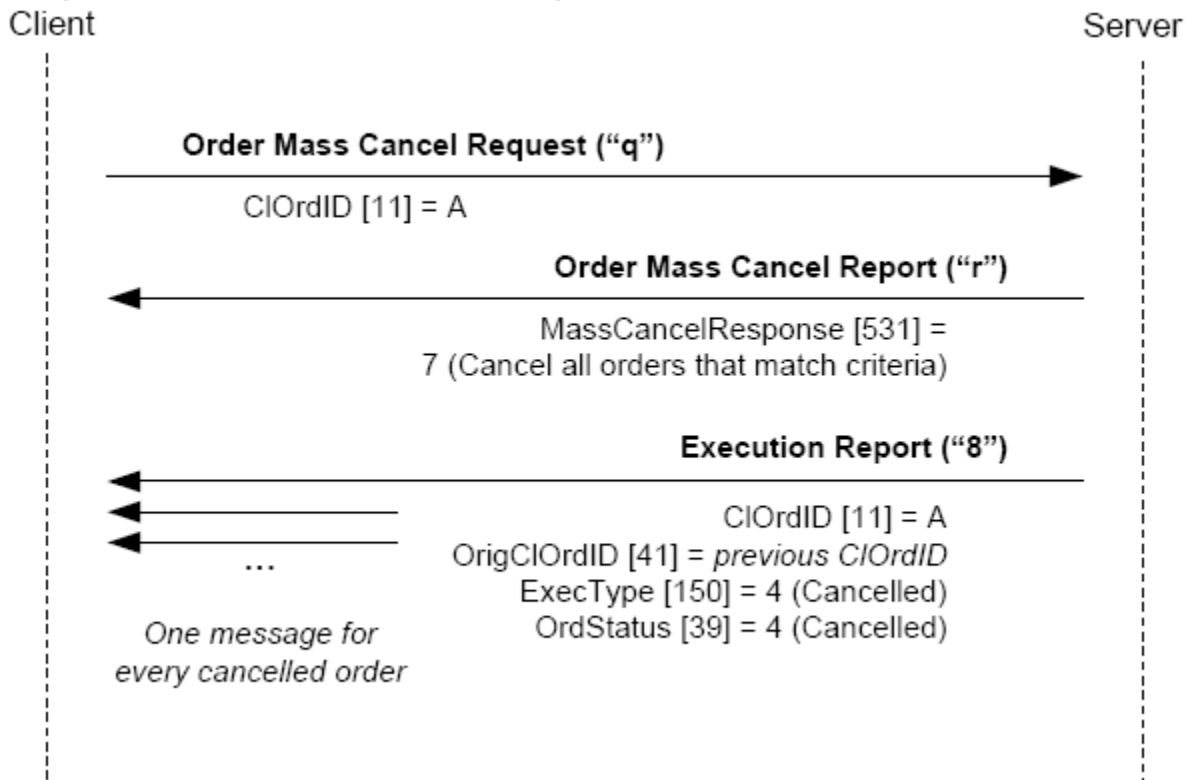
If you need more information on CIOrdID field, refer to paragraph 4.1.1.

8.5.5 List of Messages

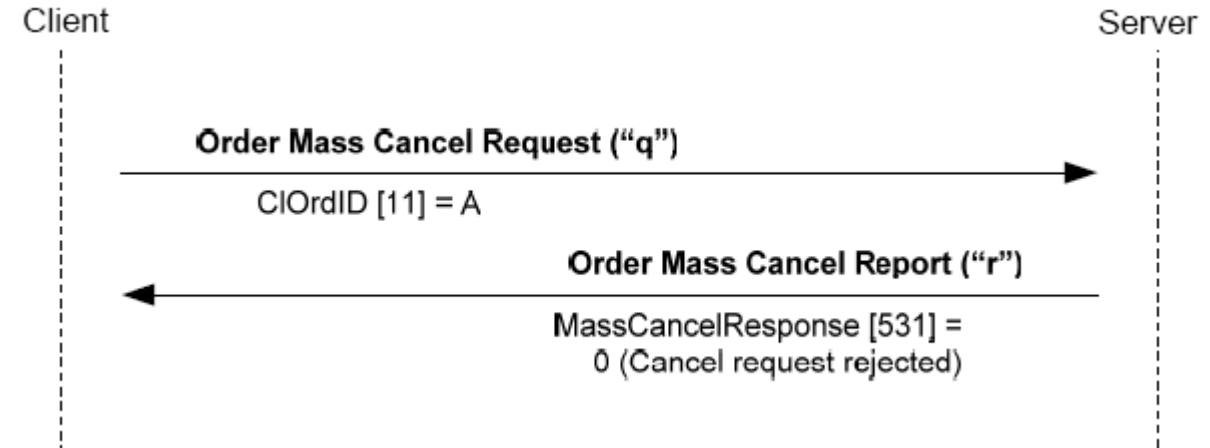
Message	Description
Order Mass Cancel Request (Msg Type = q)	Cancellation request of orders that comply with the selection criteria.
Order Mass Cancel Report (Msg Type = r)	Message sent by MexFix to confirm the acceptance or rejection of the multiple cancellation request; It is not used to confirm that cancellations have been processed.
Execution Report (Msg Type = 8)	Message sent by MexFix to notify each one of the individual cancellations included in the remittance of an Order Mass Cancel Request message

8.5.6 Flow of Messages

Accepted massive order cancellation request



Rejected massive order cancellation request



8.5.7 FIX 4.4 Delimitations and Adaptations

- MexFix supports more selection criteria than those specified by FIX standard and allows the use of wildcards in some fields.
- The additional optional Account field has been added to the Order Mass Cancel Request message.
- The optional Parties block has been added to the Order Mass Cancel Request message.

8.6 Notification of execution

8.6.1 Description

When an order is fully or partially filled, MexFix notifies this fact through an ExecutionReport message with the ExecType field = "F" (Trade).

When the Execution Report message is used to notify the execution of an order, it contains the user ExchangeTradeType user field specifying the type of trade. Refer to Table 19 in the "Coding Tables" document where a list of possible values of this field and its meaning is included.

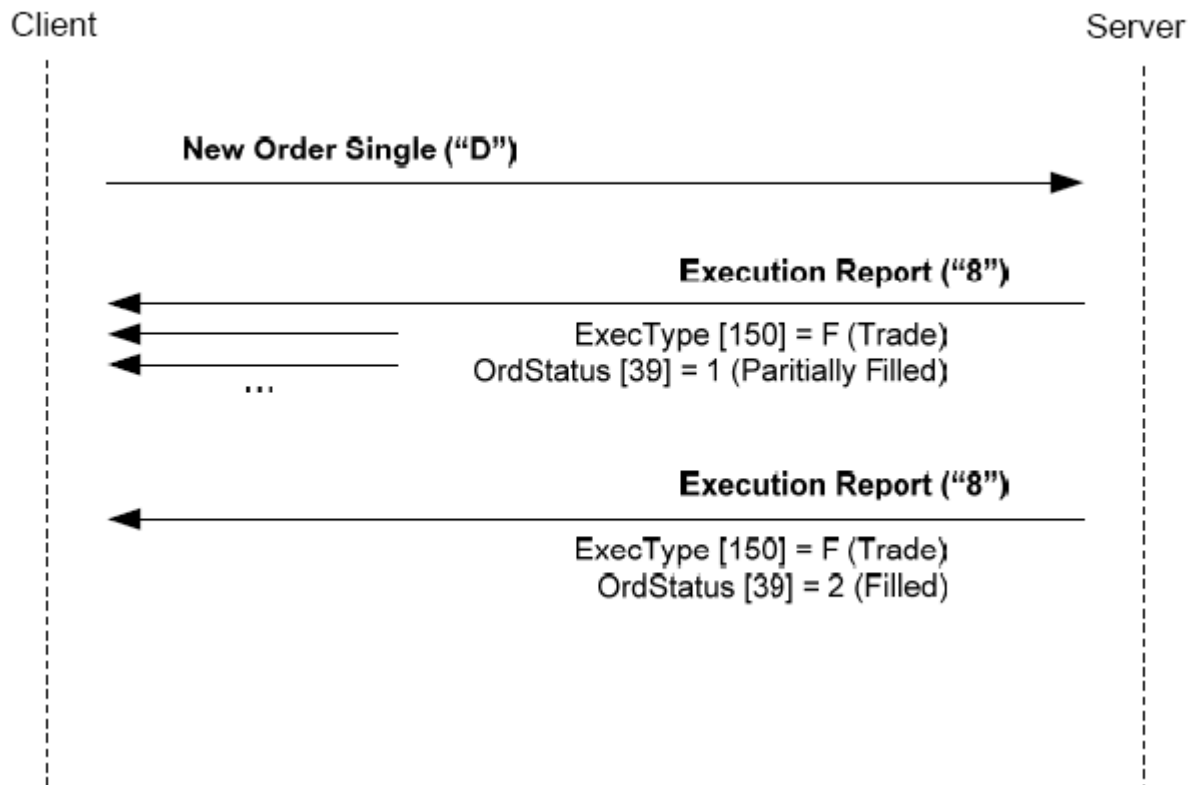
8.6.2 List of Messages

Message	Description
Execution Report (Msg Type = 8) (ExecType = F)	Sent by MexFix to notify an order has been fully or partially filled.

8.6.3 Flow of Messages

Notification of execution

The client receives an Execution Report message for each partial and complete execution of an order.



8.6.4 FIX 4.4 Delimitations and Adaptations

- The ExchangeTradeType (5681) user field has been added to the Execution Report message.

8.7 Order Situation Information Request

8.7.1 Description

This paragraph deals with two functions related to order situation queries:

- **Status query about a specific order.** This allows querying about a specific order using its CIOrdID

- **Status query about a set of orders.** This allows querying about a set of orders based on certain selection criteria

Both functionalities are limited to the orders entered during the current trading session.

In both cases, the answer is formed by a unique Execution Report message for each one of the orders, reflecting the order last status. If there is an error in the query, it is rejected by means of an Execution Report message having the ExecType field = 8 (Rejected).

When querying about a specific order, the CIOrdID used should coincide with the last one relevant to the order. The query of a CIOrdID that has been replaced, by means of an order cancellation or modification, will be rejected through an Execution Report message with the ExecType field = 8 (Rejected).

Unlike most of the messages related to order management, in the Order Status Request message, the CIOrdID field should contain the value of the order being queried.

Please take into account that in an order status request, FIX standard requires the presence of two redundant fields: Symbol and Side. These fields' values should coincide with those of the original order.

The status query about a specified order may be used by the intermediary of a cross trade to query the status of such application. In this case, the query should be made using the CIOrdID of any of the legs of the cross trade.

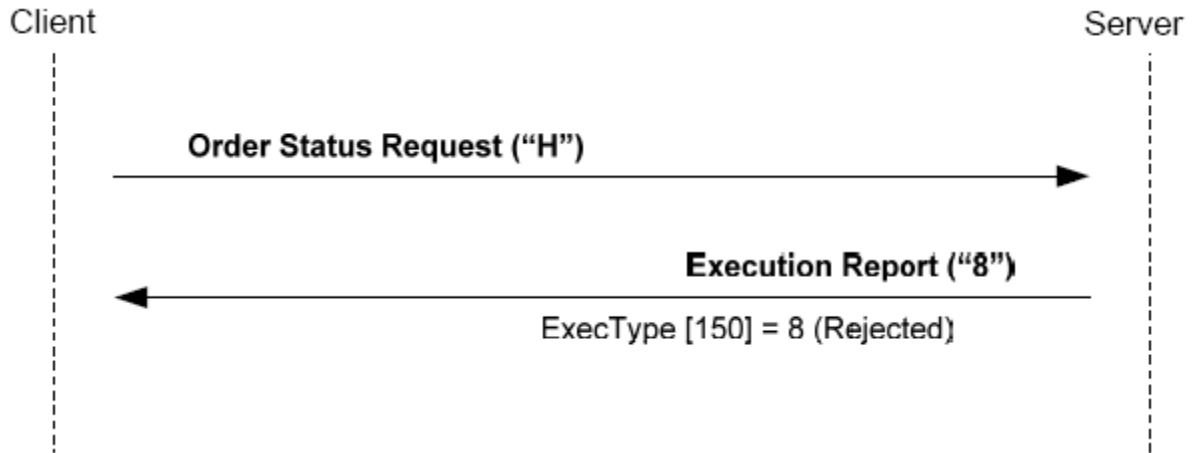
An order status query by means of an Order Status Request message may return more than one Execution Report message, when the CIOrdID present in the query coincides with the one used in a massive cancellation, since in this case all orders cancelled by the same request share the CIOrdID identifier. There is more information regarding massive cancellation in paragraph 8.5.

The status query about a set of orders always refer to orders of the same trader and therefore it does not include orders in which such trader acts as intermediary.

8.7.2 List of Messages

Message	Description
Order Status Request (Msg Type = H)	Status request for a specific order.
Order Mass Status Request (Msg Type = AF)	Status request for a set of orders.
Execution Report (Msg Type = 8)	Information on order status or notification of erroneous request

Status request for an unknown order



8.7.4 FIX 4.4 Delimitations and Adaptations

- Some fields have been declared as unsupported.
- The Parties block has been added to the Order Mass Cancel Request message.

8.8 Definition of Messages

8.8.1 New Order - Single (Msg Type = D)

Message sent by the client to request the entry of an order into the system.

Tag	Name	Req	Valid values	Format	Description
	Standard Header	Y	MsgType = D		
11	ClOrdID	Y		String(30)	Order unique identifier
	Start <Parties>				
453	NoPartyIDs	Y	1	NumInGroup	
↻ 448	PartyID	Y		String	Member or trader code
↻ 447	PartyIDSource	Y	D = Proprietary/ Custom code	char	It is required if the NoPartyIDs has been specified
↻ 452	PartyRole	Y	13 = Order Origination Firm	int	It indicates the role taken by the code specified in PartyID. Requerido si se ha especificado NoPartyIDs
	End <Parties>				

MexFix
Fix Clients - MexFix
External Interface Specification (EIS)

Tag	Name	Req	Valid values	Format	Description
1	Account	Y*	Exact length.	String(5)	Account code. If it is not present the daily account is assumed.
21	HandInst	Y	1 = Automated execution order, private	char	
	Start <Instrument>				
55	Symbol	Y	Contract code	String(16)	Contract code
	End <Instrument>				
54	Side	Y	1 = Buy 2 = Sell	char	
60	TransactTime	Y		UTC Timestamp	Time at which the request is made
	Start <OrderQtyData>				
38	OrderQty	Y*	> 0, <= 9999, Without decimals	Qty	Order volume.
	End <OrderQtyData>				
40	OrdType	Y	1 = Market 2 = Limit	char	Order type.
44	Price	N		Price	Order price. It is required if the OrdType field is 2 or 4.
99	StopPx	N		Price	Trigger price. It is required if the OrdType field is 3 or 4.
59	TimeInForce	N	0 = Day (default value) 3 = Immediate or Cancel (IOC) 7 = At the close	char	Order validity period
58	Text	N		String(5)	Reference to the order assigned by client
	Standard Trailer	Y			

8.8.2 Order Cancel Request (Msg Type = F)

Message sent by the client to request an order cancellation.

Tag	Name	Req	Valid values	Format	Description
	Standard Header	Y	MsgType = F		
41	OrigClOrdID	Y		String(30)	ClOrdID of the order to be cancelled
11	ClOrdID	Y		String(30)	Cancellation identifier. It becomes the order identifier when the cancellation is processed
	Start <Parties>				
453	NoPartyIDs	Y	1	NumInGroup	
↻448	PartyID	Y		String	Member or trader code
↻447	PartyIDSource	Y	D = Proprietary/ Custom code	char	It is required if the NoPartyIDs has been specified
↻452	PartyRole	Y	13 = Order Origination Firm	int	It indicates the role taken by the code specified in PartyID. It is required if the NoPartyIDs has been specified
	End <Parties>				
	Start <Instrument>				
55	Symbol	Y	Contract code	String(16)	It should contain the same value as the one specified in the original order
	End <Instrument>				
54	Side	Y	1 = Buy 2 = Sell	char	It should contain the same value as the one specified in the original order
60	TransactTime	Y		UTC Timestamp	Time at which the request is made
	Standard Trailer	Y			

8.8.3 Order Modification Request (Msg Type = G)

(This message is also know as Order Cancel / Replace Request), message used to request an order modification.

Tag	Name	Req	Valid values	Format	Description
	Standard Header	Y	MsgType = G		
	Start <Parties>				
453	NoPartyIDs	Y	1	NumInGroup	
↻448	PartyID	Y		String	Member or trader code

MexFix

Fix Clients - MexFix

External Interface Specification (EIS)

Tag	Name	Req	Valid values	Format	Description
↗447	PartyIDSource	Y	D = Proprietary/ Custom code	char	It is required if the NoPartyIDs has been specified
↗452	PartyRole	Y	13 = Order Origination Firm	int	It indicates the role taken by the code specified in PartyID. It is required if the NoPartyIDs has been specified
	End <Parties>				
41	OrigClOrdID	Y		String(30)	ClOrdID of the order to be replaced
11	ClOrdID	Y		String(30)	Modification identifier. It becomes the order identifier when the modification is made
1	Account	N	Exact length.	String(5)	New account code. If this is not specified, the account remains unchanged
21	HandlInst	Y	1	char	It should contain the same value as the one specified in the original order
	Start <Instrument>				
55	Symbol	Y	Contract code	String(16)	It should contain the same value as the one specified in the original order
	End <Instrument>				
54	Side	Y	1 = Buy 2 = Sell	char	It should contain the same value as the one specified in the original order
60	TransactTime	Y		UTC Timestamp	Time at which the request is made
	Start <OrderQtyData>				
↗38	OrderQty	N	> 0, <= 9999, without decimals	Qty	Total volume wanted (including the volume already executed). For instance, if an original order covered 20 contracts, five of which have been partially executed, and the original order is to be reduced to 19 contracts, this field should be filled with the value 19. If this value is not specified, the volume remains unchanged.
	End <OrderQtyData>				

MexFix
Fix Clients - MexFix
External Interface Specification (EIS)

Tag	Name	Req	Valid values	Format	Description
40	OrdType	Y	1 = Market 2 = Limit	char	It should contain the same value as the original order
44	Price	N		Price	Order price. If this is not specified, the price remains unchanged
99	StopPx	N		Price	Trigger price. If this is not specified, the price remains unchanged It is only allowed when OrdType field = 4
58	Text	N		String(5)	Reference to order assigned by the user. If this is not specified, it remains unchanged
	Standard Trailer	Y			

8.8.4 Execution Report (Msg Type = 8)

Message sent by MexFix to inform on an order status, including the partial or full execution of such order. It is also used to reject an invalid request related to orders.

Tag	Name	Req	Valid values	Format	Description
	Standard Header	Y	MsgType = 8		
37	OrderID	Y		String	Order unique identifier It contains "NONE" if ExecType field = 8 (Rejected)
198	SecondaryOrderID	N		String	Order unique identifier, assigned by the central Systems
527	SecondaryExecID	N		String(13)	Trade registration number Unique identifier of the order partial or full execution.
11	ClOrdID	N		String(30)	ClOrdID sent by the client (refer to 4.1.1)
41	OrigClOrdID	N		String(30)	The OrigClOrdID that was sent by the client. It is present only when the related message is a cancellation or modification request
5681*	ExchangeTradeType	N	If you need more detail on trade types, refer to Table 19 in the "Coding Tables" document.	String (2)	It is present only when the ExecType field = "F" (Trade)

MexFix
Fix Clients - MexFix
External Interface Specification (EIS)

Tag	Name	Req	Valid values	Format	Description
790	OrdStatusReqID	N		String	It contains the same value as the one specified in the Order Status Request message related. It is only present if the related message is of this type and contained this field.
584	MassStatusReqID	N		String	Related message identifier. It is present only when the related message is an Order Mass Status Request
911	TotNumReports	N		Int	It indicates the total number of messages comprehended by the answer to an Order Mass Status Request. It is present only when an answer to this type of request is involved
912	LastRptRequested	N		Boolean	It is used to indicate that this is the last message sent as an answer to an Order Mass Status Request
	Start <Parties>				
453	NoPartyIDs	Y	1	NumInGroup	
↗ 448	PartyID	Y		String	Member or trader code
↗ 447	PartyIDSource	Y	D = Proprietary/ Custom code	char	It is required if the NoPartyIDs has been specified
↗ 452	PartyRole	Y	13 = Order Origination Firm	int	It indicates the role taken by the code specified in PartyID. It is required if the NoPartyIDs has been specified
	End <Parties>				
548	CrossID	N		String(30)	Identifier of the New Order Cross Message. It is present only if the related message is of this type
549	CrossType	N		int	It is the same value specified in the New Order Cross message. It is present only if the related message is of this type
17	ExecID	Y		String	Execution Report unique identifier assigned by MexFix. It contains 0 if the ExecType field = "I" (Order Status)

MexFix
Fix Clients - MexFix
External Interface Specification (EIS)

Tag	Name	Req	Valid values	Format	Description
150	ExecType	Y	0 = New 4 = Cancelled 5 = Replace 6 = Pending Cancel 8 = Rejected A = Pending New E = Pending Replace F = Trade I = Order Status	char	It indicates the related message status while OrdStatus notifies the current status of the order. In case of rejection (Value 8), the Text field contains an explanatory text.
39	OrdStatus	Y	0 = New 1 = Partially Filled 2 = Filled 4 = Cancelled 6 = Pending Cancel 8 = Rejected A = Pending New E = Pending Replace	char	It reports on the current order status.
636	WorkingIndicator	N	Y = Stop Order is currently triggered N = Stop Order is not currently triggered	Boolean	It indicates if a Stop order has been triggered.

MexFix
Fix Clients - MexFix
External Interface Specification (EIS)

Tag	Name	Req	Valid values	Format	Description
103	OrdRejReason	N	0 = Exchange option 1 = Unknown or non tradable contract 2 = Exchange closed 3 = Order exceeds limit (price or volume filters) 4 = Too late to enter 5 = Unknown Order 6 = Duplicate ClOrdID 11 = Unsupported order characteristic 99 = other	int	Reason for rejection. It is present if the ExecType field = 8
1	Account	Y*	Exact length.	String(5)	Account related to the order
	Start <Instrument>				
55	Symbol	Y	Contract code	String(16)	Contract code related to the order
	End <Instrument>				
54	Side	Y	1 = Buy 2 = Sell	char	It indicates if the order is to buy or sell
	Start <OrderQtyData>				
38	OrderQty	Y	>0, <=9999, without decimals	Qty	Order volume as indicated in the New Order message or in the modification message.
	End <OrderQtyData>				
40	OrdType	N	1 = Market 2 = Limit	char	Order type.
44	Price	N		Price	Price
99	StopPx	N		Price	Order trigger price

MexFix
Fix Clients - MexFix
External Interface Specification (EIS)

Tag	Name	Req	Valid values	Format	Description
59	TimeInForce	N	0 = Day 3 = Immediate orCancel (IOC) 7 = At the close	char	Order validity period
32	LastQty	N	>0, <=9999, without decimals	Qty	Trade volume. It is present if the ExecType field = F
31	LastPx	N		Price	Trade price. It is present if the ExecType field = F
151	LeavesQty	Y	>=0, <=9999, without decimals	Qty	Order pending volume. It contains 0 when the ExecType field = 4 (Cancelled)
14	CumQty	Y	>=0, <=9999, without decimals	Qty	Total volume filled
6	AvgPx	Y		Price	Average price of all the executions of this order. This field should not be taken into account when the CumQty field = 0
60	TransactTime	N		UTCTime stamp	Time in which the transaction related to this Execution Report message took place. This field is not present when the ExecType is equal to 6, A or E
58	Text	N		String	If the ExecType field = 8 (Rejection) contains a rejection explanatory text. In any other case it contains the reference to the client order, entered into the Text field of the order message
442	MultiLegReportingType	N	1 = Single Security (default value) 2 = Individual leg of a multi-leg security 3 = Multi-leg security	char	It indicates if the trade being informed deals with a simple contract, a time-spread contract or a time-spread leg.
	Standard Trailer	Y			

8.8.5 Order Cancel Reject (Msg Type = 9)

Message sent by MexFix to reject an order modification or order cancellation message.

Tag	Name	Req	Valid values	Format	Description
	Standard Header	Y	MsgType = 9		
37	OrderID	Y	Ver 4.1.2	String	OrderID related to the order. It contains "NONE" if CxlRejReason field = 1 (Unknown order)
	Start <Parties>				
453	NoPartyIDs	Y	1	NumInGroup	
↻ 448	PartyID	Y		String	Member or trader code
↻ 447	PartyIDSource	Y	D = Proprietary/ Custom code	char	It is required if the NoPartyIDs has been specified
↻ 452	PartyRole	Y	13 = Order Origination Firm	int	It indicates the role taken by the code specified in PartyID. It is required if the NoPartyIDs has been specified
	End <Parties>				
11	CIOrdID	Y		String(30)	CIOrdID of the rejected message
41	OrigCIOrdID	Y		String(30)	CIOrdID of the order that could not be modified or cancelled. It contains the same value as the OrigCIOrdID of the cancellation or modification request message.
39	OrdStatus	Y	0 = New 1 = Partially Filled 2 = Filled 4 = Cancelled 8 = Rejected C = Expired	char	Order Status. It contains 8 (Rejected) if CxlRejReason field = 1 (Unknown order)
60	TransactTime	N		UTC Timestamp	Time in which this rejection message was generated
434	CxlRejResponseTo	Y	1 = Order Cancel Request 2 = Order Cancel / Replace Request	char	Type of message being answered

MexFix
Fix Clients - MexFix
External Interface Specification (EIS)

Tag	Name	Req	Valid values	Format	Description
102	CxlRejReason	N	0 = Too late to cancel 1 = Unknown order 2 = Exchange option 3 = Order already in Pending Cancel or Pending Replace status 6 = Duplicate ClOrdID	int	Reason for rejection. When the value is 99, the Text field contains an explanatory text.
58	Text	N		String	Explanatory text of rejection reason
	Standard Trailer	Y			

8.8.6 Order Status Request (Msg Type = H)

Message sent by the client to request information on a specific order status.

Tag	Name	Req	Valid values	Format	Description
	Standard Header	Y	MsgType = H		
11	ClOrdID	Y		String(30)	ClOrdID of the order as to which status is being requested.
	Start <Parties>				
453	NoPartyIDs	Y	1	NumInGroup	
448	PartyID	Y		String	Member or trader code
447	PartyIDSource	Y	D = Proprietary/ Custom code	char	It is required if the NoPartyIDs has been specified
452	PartyRole	Y	13 = Order Origination Firm	int	It indicates the role taken by the code specified in PartyID. It is required if the NoPartyIDs has been specified
	End <Parties>				
790	OrdStatusReqID	N		String(10)	Request identification optional code. If present, it will be returned in the relevant Execution Report answer message.
	Start <Instrument>				

MexFix
Fix Clients - MexFix
External Interface Specification (EIS)

Tag	Name	Req	Valid values	Format	Description
55	Symbol	Y	Contract code	String(16)	It should contain the same value as the order queried
	End <Instrument>				
54	Side	Y	1 = Buy 2 = Sell	char	It should contain the same value as the order queried
	Standard Trailer	Y			

8.8.7 Order Mass Cancel Request (Msg Type = q)

Message sent by the client to request the cancellation of orders meeting certain selection criteria.

Tag	Name	Req	Valid values	Format	Description
	Standard Header	Y	MsgType = q		
11	ClOrdID	Y		String(30)	Unique identifier of this Order Mass Cancel Request message
530	MassCancelRequestType	Y	7 = Cancel all orders that match criteria	char	Ignored. Selection Type.
	Start <Parties>				
453*	NoPartyIDs	Y	1	NumInGroup	
↻448*	PartyID	Y		String	Member or trader code
↻447*	PartyIDSource	Y	D = Proprietary/ Custom code	char	It is required if the NoPartyIDs has been specified
↻452*	PartyRole	Y	13 = Order Origination Firm 11 = Order Origination Trader	int	It indicates the role taken by the code specified in PartyID. It is required if the NoPartyIDs has been specified
*	End <Parties>				
	Start <Instrument>				
55	Symbol	Y	[N/A] or contract code	String(16)	Contract code. It if contains "[N/A]" orders on all contracts are selected
48	SecurityID	N	If you need more detail on contract groups, refer to Table 20 in the "Coding Tables" document.	String	Contract group

MexFix
Fix Clients - MexFix
External Interface Specification (EIS)

Tag	Name	Req	Valid values	Format	Description
22	SecurityIDSource	N	8 = Exchange Symbol	String	It is required if the SecurityID has been specified
461	CFICode	N	Exact length. Refer to 4.4.1 where a list of possible values is included.	String(6)	Contract type
200	MaturityMonthYear	N	YYYYMM or YYYYMMwN	Month-Year	Contract maturity
	End <Instrument>				
54	Side	N	1 = Buy 2 = Sell	char	Selection criteria for buy or sell orders
60	TransactTime	Y		UTC Timestamp	Time at which the message is generated
1*	Account	N	Exact length.	String(5)	Account code The use of the wildcard "?" for multiple selection is only allowed in the five positions at a time or in the last two positions. In the latter case, it should be used in both positions simultaneously.
	Standard Trailer	Y			

8.8.8 Order Mass Cancel Report (Msg Type = r)

It is a message answering a massive order cancellation request. It notifies the acceptance or rejection of the request. To make sure that cancellations have been processed the relevant Execution Reports should be received.

Tag	Name	Req	Valid values	Format	Description
	Standard Header	Y	MsgType = r		
11	ClOrdID	N		String(30)	ClOrdID specified in the Order Mass Cancel Request message
37	OrderID	Y		String	Unique identifier for the Order Mass Cancel Request message
530	MassCancelRequestType	Y	7	char	It contains the same value as the one specified in the request

MexFix
Fix Clients - MexFix
External Interface Specification (EIS)

Tag	Name	Req	Valid values	Format	Description
531	MassCancelResponse	Y	0 = Cancel Request Rejected 7 = Cancel all orders that match criteria	char	It contains the value 7 if the cancellation was accepted. Contiene 0 si fue rechazada. If the value is 0, the MassCancelRejectReason field contains the reason for rejection
532	MassCancelRejectReason	N	1 = Invalid or unknown Security 4 = Invalid or unknown CFICode 99 = other	Char	Reason for rejection. It is present if the MassCancelResponse field = 0. If the value is 99, the Text field contains an explanatory text of the reason for rejection.
58	Text	N		String	Explanatory text of the reason for rejection
	Standard Trailer	Y			

8.8.9 Order Mass Status Request (Msg Type = AF)

Message sent by the client to request the status of orders meeting certain selection criteria.

Please bear in mind that the Parties block of the message is not part of the selection criteria and refers to the generator of the message. Refer to 4.3 where more information on the Parties block is included.

Tag	Name	Req	Valid values	Format	Description
	Standard Header	Y	MsgType = AF		
584	MassStatusReqID	Y		String(10)	Unique identifier of this Order Mass Status Request message
585	MassStatusReqType	Y	7 = Status for all orders	int	Ignored
	Start <Parties>				
453	NoPartyIDs	Y	1	NumInGroup	
↗ 448	PartyID	Y		String	Member or trader code
↗ 447	PartyIDSource	Y	D = Proprietary/ Custom code	char	It is required if the NoPartyIDs has been specified

MexFix
Fix Clients - MexFix
External Interface Specification (EIS)

Tag	Name	Req	Valid values	Format	Description
452	PartyRole	Y	13 = Order Origination Firm	char	It indicates the role taken by the code specified in PartyID. It is required if the NoPartyIDs has been specified
	End <Parties>				
1	Account	N	Exact length.	String(5)	Account code. The use of the wildcard “?” for multiple selection is only allowed in the five positions at a time or in the last two positions. In the latter case, it should be used in both positions simultaneously.
	Start <Instrument>				
55	Symbol	Y	Contract Code or Market Code (MA, MX or DV)	String(16)	Contract code
48	SecurityID	N	If you need more detail on contract groups, refer to Table 20 in the “Coding Tables” document.	String	Contract group
22	SecurityIDSource	N	8 = Exchange Symbol	String	It is required if the SecurityID has been specified
461	CFICode	N	Exact length. Refer to 4.4.1 where a list of possible values is included.	String(6)	Contract type
200	MaturityMonthYear	N	YYYYMM or YYYYMMwN	Month-Year	Contract maturity
	End <Instrument>				
54	Side	N	1 = Buy 2 = Sell	char	Selection criteria for buy or sell orders
	Standard Trailer	Y			

9 Cross Trades

9.1 Introduction

Cross trades are trades made between members outside the market order book. This functionality allows members to request the registration of these trades with MexFix.

9.2 Entry of Cross Trades

There are three parties involved in a cross trade: the buyer and the seller in the trade, and the broker that sends that trade to MexFix. Cross trades are notified to MexFix through the New Order-Cross message. This message contains the information of a routine order, plus the identification of buyer and seller. Each party in the deal is identified by the member and trader code.

Once the order has been sent to MexFix, such order cannot be cancelled or modified.

Besides an external member, both buyer and seller may act as brokers. This leads to four possible scenarios:

Scenario	Identification of the parties in the message
Broker, buyer and seller are different members.	SenderCompID = Broker's member code
	SenderSubID = Broker's trader code
	Buyer PartyID = Buyer's member code
	Buyer PartySubID = Buyer's trader code
The buyer acts as broker.	Seller PartyID = Seller's member code
	Seller PartySubID = Seller's trader code
	SenderCompID = Buyer's member code
	SenderSubID = Buyer's trader code
The seller acts as broker.	Buyer PartyID = Buyer's member code
	Buyer PartySubID = Buyer's trader code
	Seller PartyID = Seller's member code
	Seller PartySubID = Seller's trader code

Scenario	Identification of the parties in the message
	Seller PartyID = Seller's member code Seller PartySubID = Seller's trader code
The same member acts as buyer, seller and broker	SenderCompID = Member code SenderSubID = Trader code
	Buyer PartyID = Buyer's member code Buyer PartySubID = Buyer's trader code
	Seller PartyID = Seller's member code Seller PartySubID = Seller's trader code

Refer to chapter 3 for more information on the use of SenderCompID and SenderSubID fields.

9.3 Execution of Cross Trades

The only cross trade supported by MexFix is "all or nothing" (CrossType = 1). A cross trade is fully executed or rejected, but it is never partially executed. Therefore, the volume indicated for both parties should coincide; otherwise, the order is rejected.

When MexFix receives a cross trade request, it sends two Execution Report messages (one message for each party in the deal) to the trader who entered the order, indicating if the message has been sent to the market (OrdStatus = A, Pending New) or directly rejected by MexFix (OrdStatus = 8, Rejected).

Once it reaches the central systems, a cross trade may be accepted or rejected, automatically, or it may be left pending to be approved or rejected by the market supervisor.

Only if the cross trade is left pending, an Execution Report message is received with OrdStatus field = 0 (New), for each one of the parties, notifying such status. If the cross trade is automatically accepted or rejected, an Execution Report message is directly received by each one of the parties, having the OrdStatus field = F (Trade) if accepted and having the OrdStatus field = 8 (Rejected) if rejected.

The same type of acceptance or rejection message will be received for those orders that were left pending, once the market administration makes a decision on them.

If the cross trade is finally accepted and executed, both buyer and seller receive the relevant Execution Report messages (OrdStatus field = F, Trade) notifying the execution of the cross trade. These messages are sent to the traders specified when entering the cross trade. Therefore, a client application should be prepared to receive Execution Report messages that do neither come from the same application nor on its behalf.

As previously explained, when the cross trade is accepted and executed, the broker also receives an Execution Report message (OrdStatus field = F, Trade) for each one of the parties to the deal. Please note that even when the broker of the cross trade acts as buyer and/or seller, these messages will not be duplicated for the different roles in which it is involved. That is to say, in any case the broker receives two and only two Execution Report messages notifying the execution (OrdStatus field = F, Trade).

The Execution Report message allows identifying the trade broker through the Entering Firm and Entering Trader roles of the Parties block (refer to 4.3 if you need more information on the Parties block).

9.4 CrossID

The CrossID field is a unique identifier for each cross trade request made by a trader. MexFix carries out a CrossID field prefix assignation process, identical to the one carried out with the CIOrdID order identifier. In this way, when actions are made on behalf of a trader, this prefix avoids any possible conflict of identifiers. If you need more information on the way in which the prefix is constituted, refer to paragraph 4.1.1.

The CrossID field is assigned in the New Order – Cross message and is present in the Execution Report Messages that provide information on the status of cross trades.

9.5 List of Messages

Message	Description
New Order – Cross (Msg Type = s)	Registration request for a cross trade
Execution Report (Msg Type = 8)	Status report on the cross trade registration requested

9.6 Flow of Messages

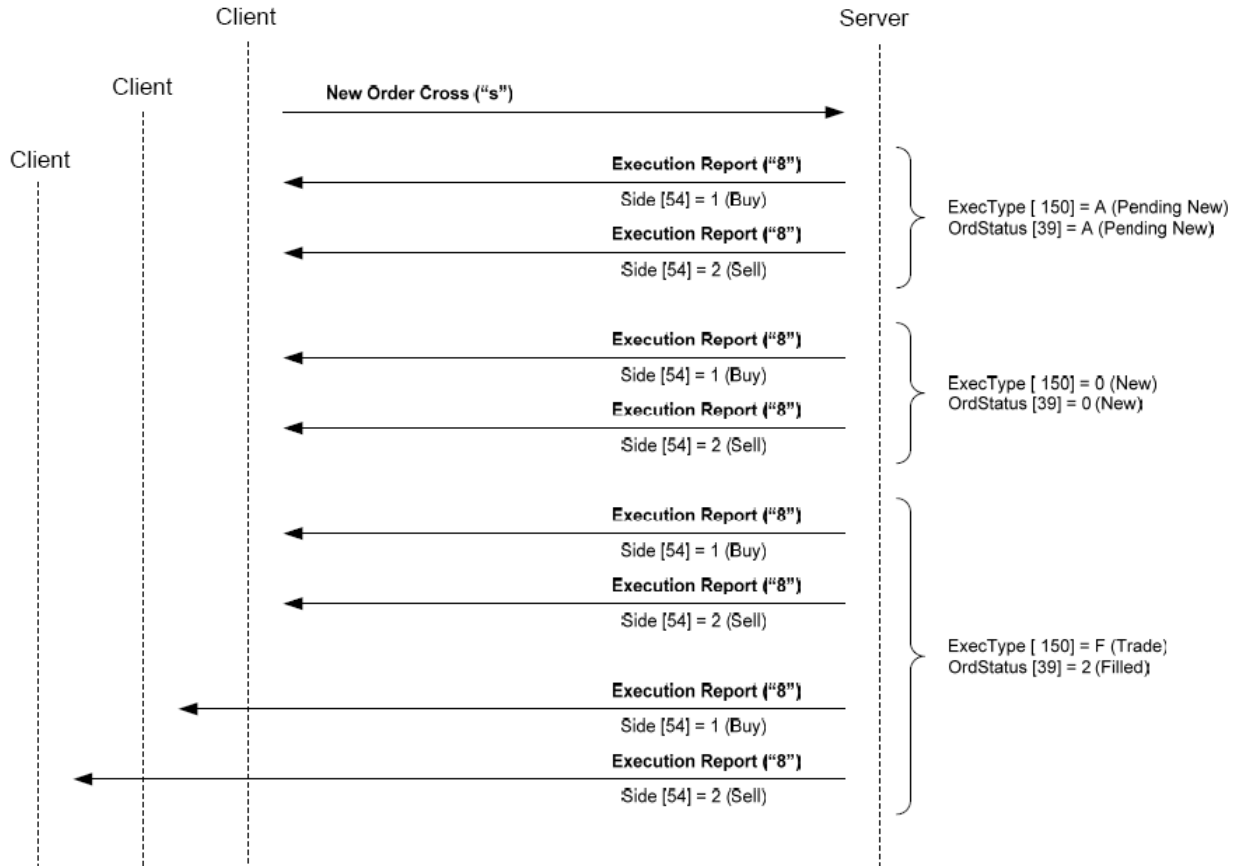
In this paragraph, the values shown after the name of the "Execution Report" message are the values corresponding to the ExecType and OrdStatus fields of said messages.

Accepted cross trade

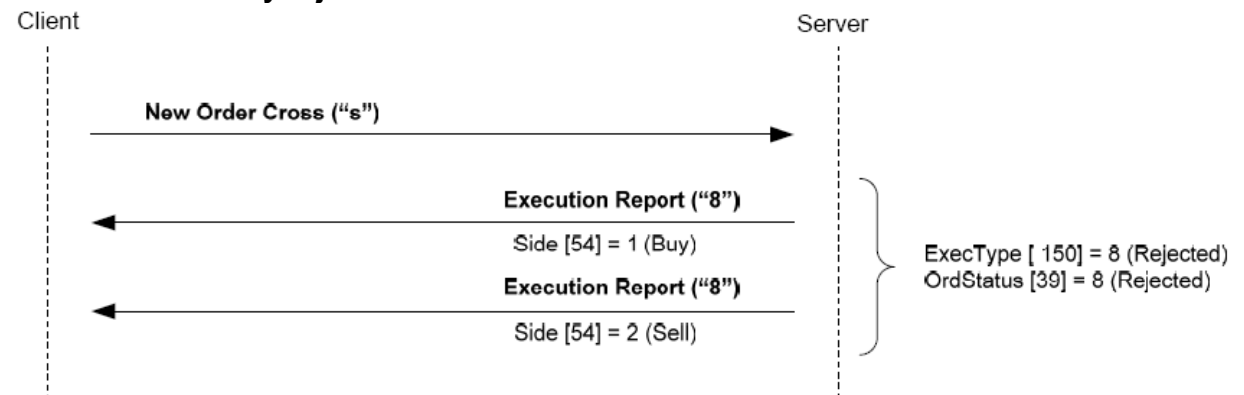
Up to the moment in which a cross trade is executed, only the broker receives information as to the trade status. Once the cross trade is executed, the broker receives two Execution Report messages (one for each party) notifying such situation. In this moment, the two parties involved also receive the relevant notification. Even though the intermediary is a party to the trade, the

broker will always receive two and only two Execution Report messages notifying the execution.

Please bear in mind that it is possible that Execution Report messages with OrdStatus field = New are not received; it depends on its automatic acceptance or rejection (refer to 9.3 for more details).

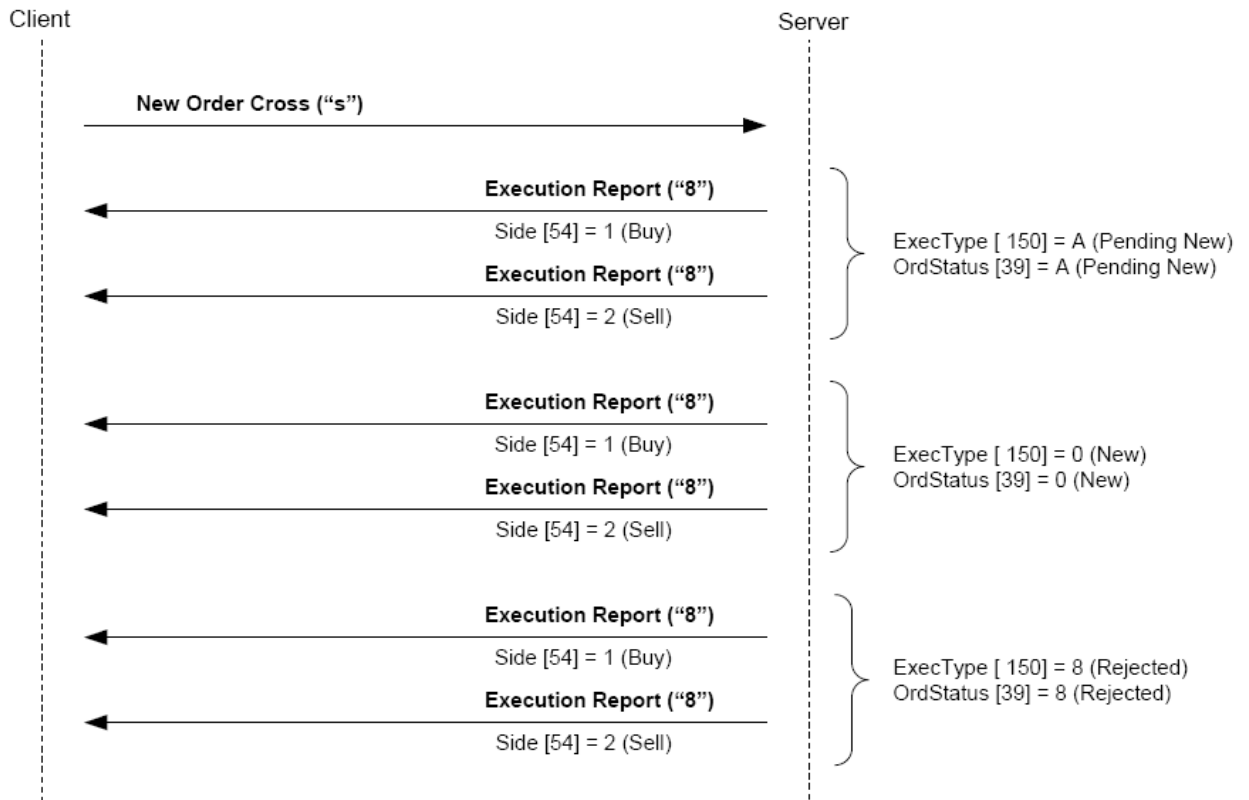


Cross trade initially rejected



Cross trade rejected by the central systems

Please bear in mind that it is possible that Execution Report messages with OrdStatus field = New are not received; it depends on its automatic acceptance or rejection (refer to 9.3 for more details).



9.7 FIX 4.4 Delimitations and Adaptations

- Only the cross trades with CrossType = 1 and both parties informed are supported
- The Cross Order Modification Request and Cross Order Cancel Request messages are not supported.
- The OrderQty field is now required (for both parties) and it should contain the same value in both cases.

9.8 Definition of Messages

9.8.1 New Order – Cross (Msg Type = s)

Message used by the client to request the registration on MexFix of a cross trade. Both involved parties should be informed.

MexFix

Fix Clients - MexFix

External Interface Specification (EIS)

Tag	Name	Req	Valid values	Format	Description
	Standard Header	Y	MsgType = s		
548	CrossID	Y		String(30)	Unique identifier of the New Order Cross message.
549	CrossType	Y	1	int	Type of "All or Nothing" cross trade
550	CrossPrioritization	Y	0	int	No party is prioritized
552	NoSides	Y	2	NumInGroup	Both parties (buyer and seller) are specified
↻ 54	Side	Y	1 = Buy 2 = Sell	char	
↻ 11	ClOrdID	Y		String(30)	Unique order identifier for the member entering the cross trade. It should be different for the buying and selling party
↻	Start <Parties>				
↻ 453	NoPartyIDs	Y	1	NumInGroup	
↻ ↻ 448	PartyID	Y		String	Member or trader code. It is required if the NoPartyIDs has been specified
↻ ↻ 447	PartyIDSource	Y	D = Proprietary / Custom code	char	
↻ ↻ 452	PartyRole	Y	13 = Order Origination Firm	int	It indicates the role taken by the code specified in PartyID. It is required if the NoPartyIDs has been specified
↻	End <Parties>				
↻ 1	Account	Y	Exact length.	String(5)	Account code.
↻	Start <OrderQtyData>				
↻ 38	OrderQty	Y*	> 0, <= 9999, without decimals	Qty	Order volume (it should be the same for both parties)
↻	End <OrderQtyData>				

MexFix

Fix Clients - MexFix

External Interface Specification (EIS)

Tag	Name	Req	Valid values	Format	Description
↗ 58	Text	N	AV = Sell Self-entry AC = Buy Self-entry Any other value will be taken into account as a cross trade	String	It should be the same for the buying and selling party. When it is required to indicate a "Self-entry" the first 2 characters will be used with "AV or AC" leaving only available characters from 3 to 7 for the "reference". When a "Self-entry" is not indicated, characters from 1 to 5 will be used for the "reference".
	Start <Instrument>				
55	Symbol	Y	Contract code	String(16)	Contract code
	End <Instrument>				
21	HandInst	Y	1	char	Private automatic execution order.
60	TransactTime	Y		UTCTimeStamp	Date and time, in UTC format, in which the transaction is carried out.
40	OrdType	Y	2 = Limit	char	Order type.
44	Price	Y		Price	
	Standard Trailer	Y			

10 Communication of Events

10.1 Introduction

In this chapter, two functionalities based in the News messages are described:

- Information given by the market supervisor to one or more traders
- Sending of messages from a trader to the market supervisor

The information transmitted in both cases is a free format text.

A client program should not necessarily subscribe to receive these messages. Any client is implicitly subscribed from the beginning of the session.

There is no mechanism to verify if a message has been duly delivered to its addresses.

On establishing a communication connection, if the client continues the FIX session, he or she receives all News messages pending from the moment of disconnection. When the client chooses to begin a new FIX session, he or she receives all News messages addressed to him, generated from the beginning of the session.

10.2 List of Messages

Message	Description
News (Msg Type = B)	It is used to receive text messages from the market supervisor. It is also used to send text messages to the market supervisor.

10.3 Flow of Messages

Reception of messages



Sending of messages



10.4 FIX 4.4 Delimitations and Adaptations

- It only allows a line of up to 78 characters per message

10.5 Definition of Messages

10.5.1 News (Msg Type = B)

Tag	Name	Req	Valid values	Format	Description
	<i>Standard Header</i>	Y	MsgType = B		
61	Urgency	N	0 = Normal 1 = Flash 2 = Background	char	The default value is 0
148	Headline	Y		String	Message heading.
33	LinesOfText	Y	1	NumInGroup	Number of text lines. Sólo se permite una línea
↗58	Text	Y		String(78)	One text line.
	<i>Standard Trailer</i>	Y			

11 Appendix A – Order Types

In the following table the different MexFix order types are related to FIX OrdType and TimeInForce fields.

Order type.	OrdType	TimeInForce
Limited order	Limit (2)	Day (0)
Immediate limited order	Limit (2)	IOC (3)
Settlement price order	Market(1)	At the close(7)

Not all those order types are available for every instrument.

12 Appendix B – User fields

In the following table the user fields used in the messages of this manual are described:

Tag	Name	Format	Description
5680	ProprietaryFixProtocolVersion	String	Identification of the protocol version used and expected by the initiator
5679	FixEngineName	String	It contains the software descriptive chain used by the client for FIX connection It is used for information purposes only
5681	ExchangeTradeType	String (2)	Type of market trade (refer to Table 19 in the "Coding Tables" document)
5682	NewSecuritySubscription	char	Field to request the subscription to the definition of new contracts
6138	TickSize	Price	Minimum difference between order prices for a contract