



# Resumen y Análisis Operativo del Mercado Mexicano de Derivados

*MexDer's Market Statistics & Operative Analysis*

Noviembre 2020 / November 2020



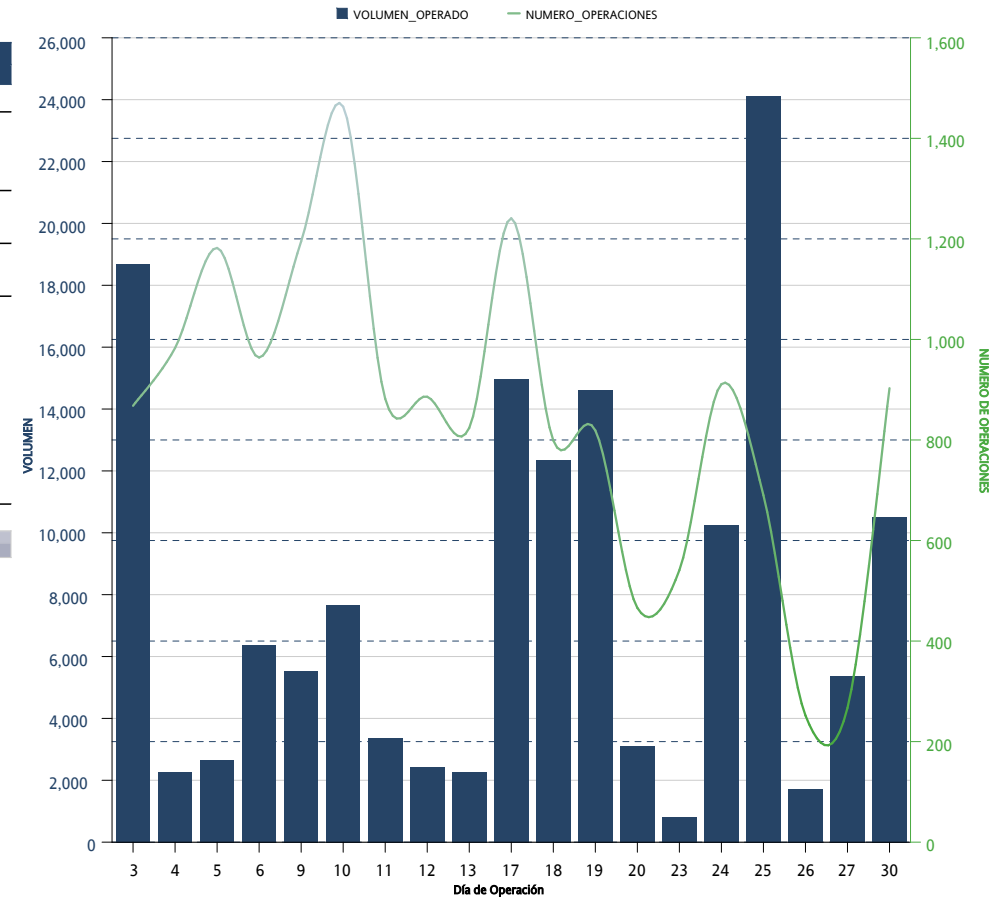
|  |           |
|--|-----------|
| <b>FUTUROS</b> .....                   | <b>3</b>  |
| CONCENTRADO DE MERCADO MENSUAL .....   | 4         |
| CONCENTRADO DE MERCADO ACUMULADO ..... | 5         |
| DISTRIBUCION DEL INTERES ABIERTO ..... | 6         |
| <b>OPCIONES</b> .....                  | <b>7</b>  |
| CONCENTRADO DE MERCADO MENSUAL .....   | 8         |
| CONCENTRADO DE MERCADO ACUMULADO ..... | 9         |
| DISTRIBUCION DEL INTERES ABIERTO ..... | 10        |
| <b>SWAPS</b> .....                     | <b>11</b> |
| CONCENTRADO DE MERCADO MENSUAL .....   | 12        |
| CONCENTRADO DE MERCADO ACUMULADO ..... | 14        |
| <i>Aviso de Privacidad</i> .....       | <i>16</i> |

|                                  |           |
|----------------------------------|-----------|
| <b>FUTURES</b> .....             | <b>3</b>  |
| MONTHLY MARKET SUMMARY .....     | 4         |
| ACCRUED MARKET SUMMARY .....     | 5         |
| OPEN INTEREST DISTRIBUTION ..... | 6         |
| <b>OPTIONS</b> .....             | <b>7</b>  |
| MONTHLY MARKET SUMMARY .....     | 8         |
| ACCRUED MARKET SUMMARY .....     | 9         |
| OPEN INTEREST DISTRIBUTION ..... | 10        |
| <b>SWAPS</b> .....               | <b>11</b> |
| MONTHLY MARKET SUMMARY .....     | 12        |
| ACCRUED MARKET SUMMARY .....     | 14        |
| <i>Disclaimer</i> .....          | <i>16</i> |

# FUTUROS / FUTURES

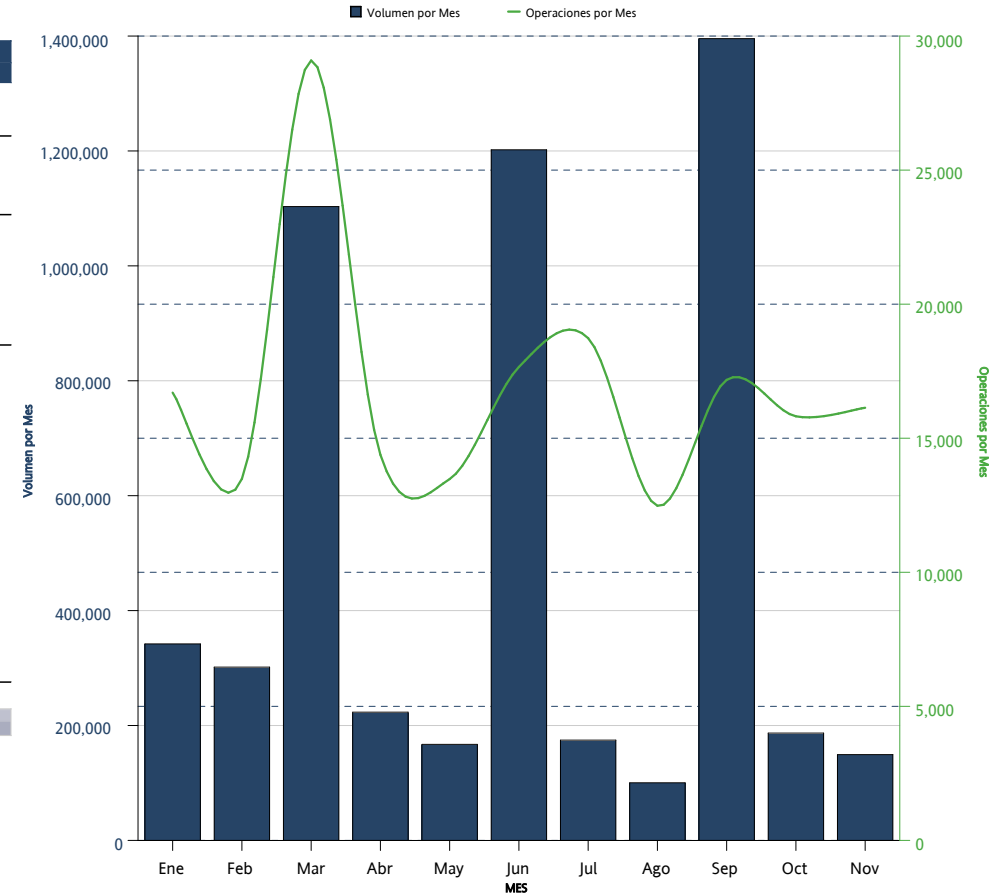


| FUTUROS<br>FUTURES                       | OPERACIONES<br>NUMBER OF TRADES | VOLUMEN<br>VOLUME | IMPORTE<br>NOTIONAL VALUE | INTERÉS ABIERTO<br>OPEN INTEREST |
|--|---------------------------------|-------------------|---------------------------|----------------------------------|
| DOLAR                                    | 403                             | 113,464           | 23,185,041,833            | 530,041                          |
| <b>DIVISAS / CURRENCIES</b>              | <b>403</b>                      | <b>113,464</b>    | <b>23,185,041,833</b>     | <b>530,041</b>                   |
| IPC                                      | 15,621                          | 30,804            | 12,466,048,190            | 15,507                           |
| MIP                                      | 89                              | 191               | 15,209,980                | 64                               |
| <b>INDICES / INDICES</b>                 | <b>15,710</b>                   | <b>30,995</b>     | <b>12,481,258,170</b>     | <b>15,571</b>                    |
| TIIE 28                                  | 0                               | 0                 | 0                         | 200                              |
| <b>TASAS DE INTERES / INTEREST RATES</b> | <b>0</b>                        | <b>0</b>          | <b>0</b>                  | <b>200</b>                       |
| DC24                                     | 3                               | 1,500             | 178,350,000               | 5,000                            |
| <b>BONOS / BONDS</b>                     | <b>3</b>                        | <b>1,500</b>      | <b>178,350,000</b>        | <b>5,000</b>                     |
| AMOVIL                                   | 5                               | 2,100             | 3,051,400                 | 0                                |
| FEMSA                                    | 4                               | 180               | 2,434,180                 |                                  |
| GMEXICO                                  | 2                               | 200               | 1,274,600                 |                                  |
| GMXT                                     | 3                               | 600               | 1,526,300                 | 1,300                            |
| LALA                                     | 0                               | 0                 | 0                         | 200                              |
| PINFRA                                   | 4                               | 70                | 1,126,570                 |                                  |
| WALMART                                  | 2                               | 250               | 1,358,375                 | 250                              |
| <b>ACCIONES / SINGLE STOCK</b>           | <b>20</b>                       | <b>3,400</b>      | <b>10,771,425</b>         | <b>1,750</b>                     |
| <b>Total Mensual</b>                     | <b>16,136</b>                   | <b>149,359</b>    | <b>35,855,421,428</b>     | <b>552,562</b>                   |



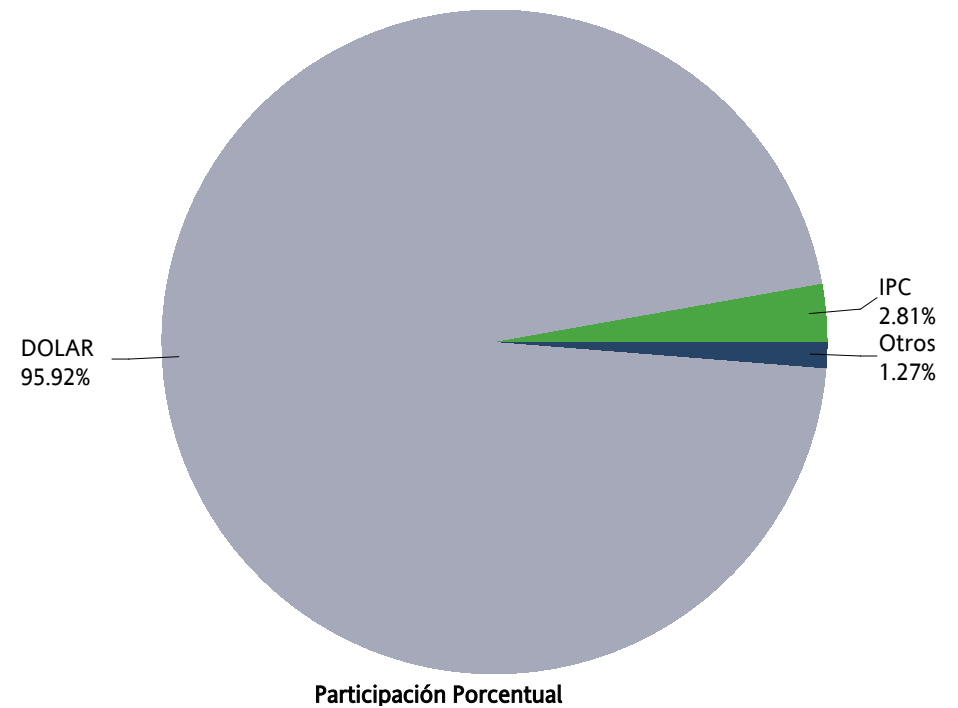
\*Sólo se muestran los instrumentos que presentaron volumen acumulado o interés abierto mayor a cero al cierre del mes

| FUTUROS<br>FUTURES                       | OPERACIONES<br>NUMBER OF TRADES | VOLUMEN<br>VOLUME | IMPORTE<br>NOTIONAL VALUE | INTERÉS ABIERTO<br>OPEN INTEREST |
|--|---------------------------------|-------------------|---------------------------|----------------------------------|
| DOLAR                                    | 6,889                           | 4,725,727         | 1,021,322,932,523         | 530,041                          |
| EURO                                     | 2                               | 30                | 6,338,250                 |                                  |
| <b>DIVISAS / CURRENCIES</b>              | <b>6,891</b>                    | <b>4,725,757</b>  | <b>1,021,329,270,773</b>  | <b>530,041</b>                   |
| IPC                                      | 175,595                         | 529,937           | 203,180,967,050           | 15,507                           |
| MIP                                      | 2,357                           | 4,101             | 319,593,098               | 64                               |
| <b>INDICES / INDICES</b>                 | <b>177,952</b>                  | <b>534,038</b>    | <b>203,500,560,148</b>    | <b>15,571</b>                    |
| TIIE 28                                  | 0                               | 0                 | 0                         | 200                              |
| DC24                                     | 39                              | 42,100            | 4,972,032,500             | 5,000                            |
| NV42                                     | 43                              | 8,651             | 949,790,375               |                                  |
| NV47                                     | 17                              | 7,880             | 888,705,000               |                                  |
| <b>TASAS DE INTERES / INTEREST RATES</b> | <b>99</b>                       | <b>58,631</b>     | <b>6,810,527,875</b>      | <b>5,200</b>                     |
| ALFA                                     | 27                              | 5,600             | 6,019,100                 |                                  |
| AMOVIL                                   | 15                              | 4,800             | 6,712,200                 | 0                                |
| CEMEX                                    | 11                              | 2,700             | 1,644,200                 |                                  |
| FEMSA                                    | 9                               | 360               | 4,518,140                 |                                  |
| GAP                                      | 14                              | 260               | 4,859,490                 |                                  |
| GMEXICO                                  | 45                              | 5,000             | 23,657,250                |                                  |
| GMXT                                     | 17                              | 2,900             | 7,420,400                 | 1,300                            |
| LALA                                     | 3                               | 600               | 751,400                   | 200                              |
| ORBIA                                    | 12                              | 1,200             | 3,634,500                 |                                  |
| PE&OLES                                  | 4                               | 70                | 1,336,960                 |                                  |
| PINFRA                                   | 6                               | 140               | 2,182,570                 |                                  |
| WALMART                                  | 28                              | 3,706             | 20,960,697                | 250                              |
| <b>ACCIONES / SINGLE STOCK</b>           | <b>191</b>                      | <b>27,336</b>     | <b>83,696,907</b>         | <b>1,750</b>                     |
| <b>Acumulado Anual</b>                   | <b>185,133</b>                  | <b>5,345,762</b>  | <b>1,231,724,055,703</b>  | <b>552,562</b>                   |



\*Sólo se muestran los instrumentos que presentaron volumen acumulado o interés abierto mayor a cero al cierre del mes

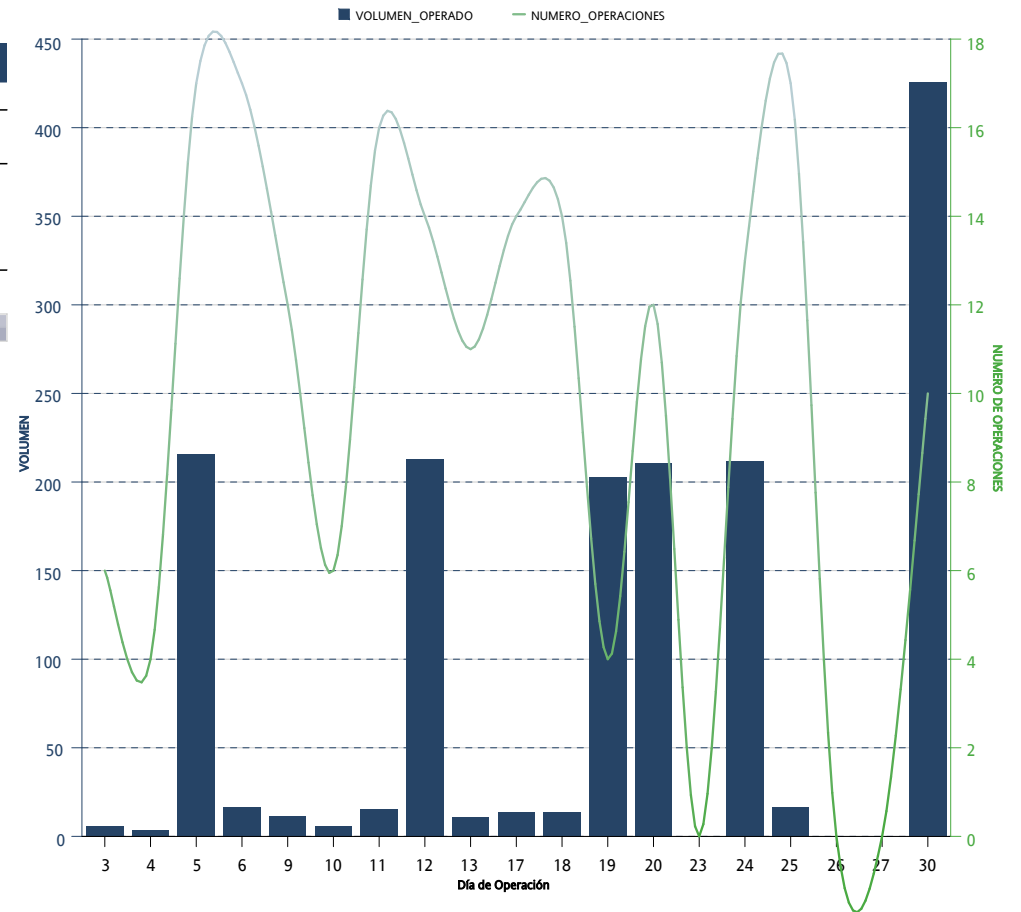
| FUTUROS<br><i>FUTURES</i> | INTERÉS ABIERTO<br><i>OPEN INTEREST</i> | PARTICIPACIÓN PORCENTUAL<br><i>PERCENTAGE</i> |
|---------------------------|---|---|
| DOLAR                     | 530,041                                 | 95.92 %                                       |
| IPC                       | 15,507                                  | 2.81 %  |
| DC24                      | 5,000                                   | 0.90 %  |
| GMXT                      | 1,300                                   | 0.24 %  |
| WALMART                   | 250                                     | 0.05 %  |
| LALA                      | 200                                     | 0.04 %  |
| TIIE 28                   | 200                                     | 0.04 %  |
| MIP                       | 64                                      | 0.01 %  |



# OPCIONES / OPTIONS



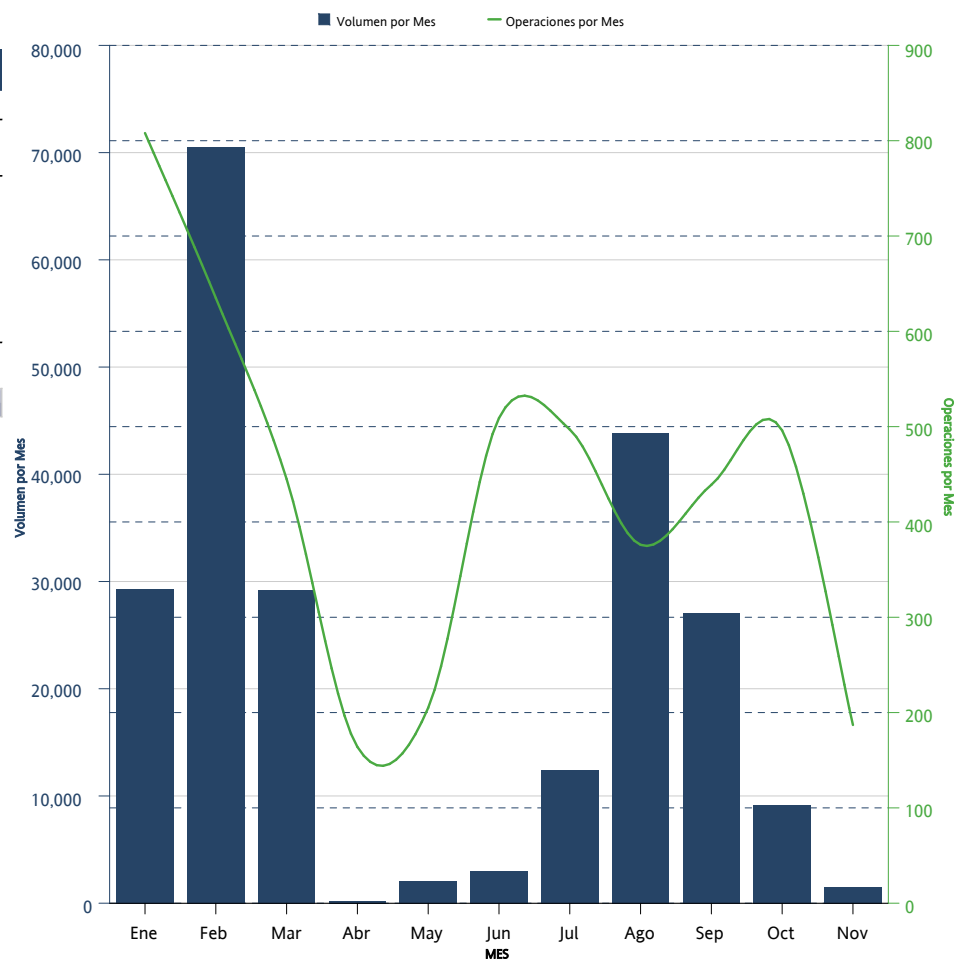
| OPCIONES<br>OPTIONS                | CALLS<br>CALLS | PUTS<br>PUTS | OPERACIONES<br>TRADES | VOLUMEN<br>VOLUME | IMPORTE<br>NOTIONAL VALUE | INTERÉS ABIERTO<br>OPEN INTEREST |
|------------------------------------|----------------|--------------|-----------------------|-------------------|---------------------------|----------------------------------|
| IP                                 | 56             | 122          | 178                   | 178               | 69,425,000                | 1,890                            |
| <b>INDICES / INDICES</b>           | <b>56</b>      | <b>122</b>   | <b>178</b>            | <b>178</b>        | <b>69,425,000</b>         | <b>1,890</b>                     |
| DOLAR                              | 600            | 400          | 5                     | 1,000             | 204,400,000               | 6,880                            |
| <b>DIVISAS / CURRENCIES</b>        | <b>600</b>     | <b>400</b>   | <b>5</b>              | <b>1,000</b>      | <b>204,400,000</b>        | <b>6,880</b>                     |
| CEMEX                              | 0              | 0            | 0                     | 0                 | 0                         | 26,000                           |
| FEMSA                              | 420            | 4            | 4                     | 420               | 5,880,000                 | 420                              |
| WALMART                            | 0              | 0            | 0                     | 0                 | 0                         | 7,000                            |
| <b>ACCIONES / SINGLE<br/>STOCK</b> |                | <b>420</b>   | <b>4</b>              | <b>420</b>        | <b>5,880,000</b>          | <b>33,420</b>                    |
| <b>Mensual Total</b>               | <b>656</b>     | <b>942</b>   | <b>187</b>            | <b>1,598</b>      | <b>279,705,000</b>        | <b>42,190</b>                    |



\*Sólo se muestran los instrumentos que presentaron volumen acumulado o interés abierto mayor a cero al cierre del mes

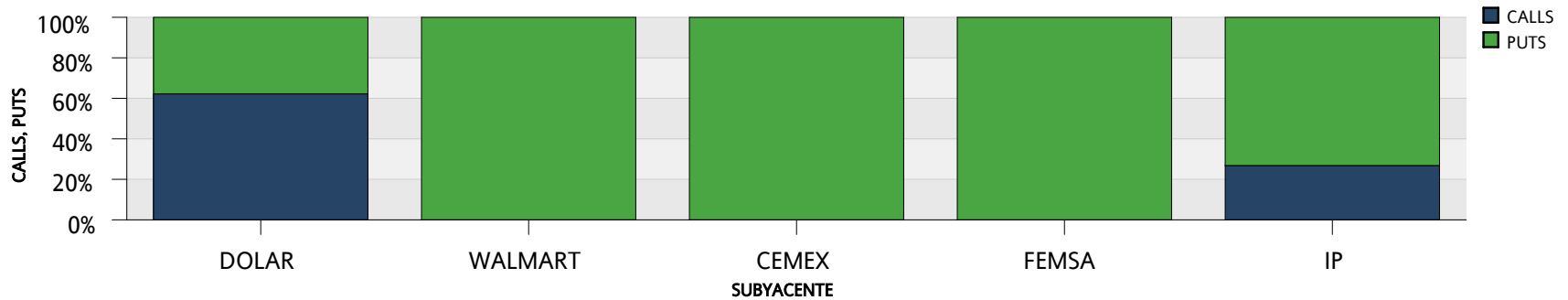
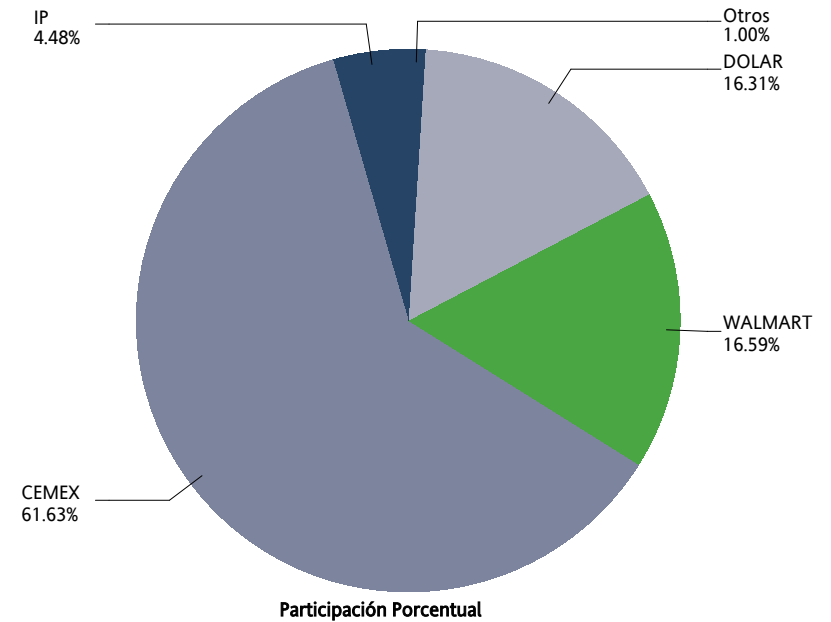


| OPCIONES<br>OPTIONS                | CALLS<br>CALLS | PUTS<br>PUTS   | OPERACIONES<br>TRADES | VOLUMEN<br>VOLUME | IMPORTE<br>NOTIONAL VALUE | INTERÉS ABIERTO<br>OPEN INTEREST |
|------------------------------------|----------------|----------------|-----------------------|-------------------|---------------------------|----------------------------------|
| IP                                 | 2,926          | 4,354          | 4,592                 | 7,280             | 2,855,870,000             | 1,890                            |
| <b>INDICES / INDICES</b>           | <b>2,926</b>   | <b>4,354</b>   | <b>4,592</b>          | <b>7,280</b>      | <b>2,855,870,000</b>      | <b>1,890</b>                     |
| DOLAR                              | 66,033         | 6,848          | 113                   | 72,881            | 14,809,023,000            | 6,880                            |
| <b>DIVISAS / CURRENCIES</b>        | <b>66,033</b>  | <b>6,848</b>   | <b>113</b>            | <b>72,881</b>     | <b>14,809,023,000</b>     | <b>6,880</b>                     |
| AMOVIL                             | 32,001         | 1,510          | 12                    | 33,511            | 49,891,100                |                                  |
| CEMEX                              | 11,020         | 84,716         | 26                    | 95,736            | 68,713,200                | 26,000                           |
| FEMSA                              | 5,000          | 5,420          | 6                     | 10,420            | 138,380,000               | 420                              |
| GMEXICO                            |                | 2,000          | 7                     | 2,000             | 9,600,000                 |                                  |
| WALMART                            |                | 7,025          | 5                     | 7,025             | 35,840,700                | 7,000                            |
| <b>ACCIONES / SINGLE<br/>STOCK</b> | <b>48,021</b>  | <b>100,671</b> | <b>56</b>             | <b>148,692</b>    | <b>302,425,000</b>        | <b>33,420</b>                    |
| <b>Acumulado Anual</b>             | <b>116,980</b> | <b>111,873</b> | <b>4,761</b>          | <b>228,853</b>    | <b>17,967,318,000</b>     | <b>42,190</b>                    |



\*Sólo se muestran los instrumentos que presentaron volumen acumulado o interés abierto mayor a cero al cierre del mes

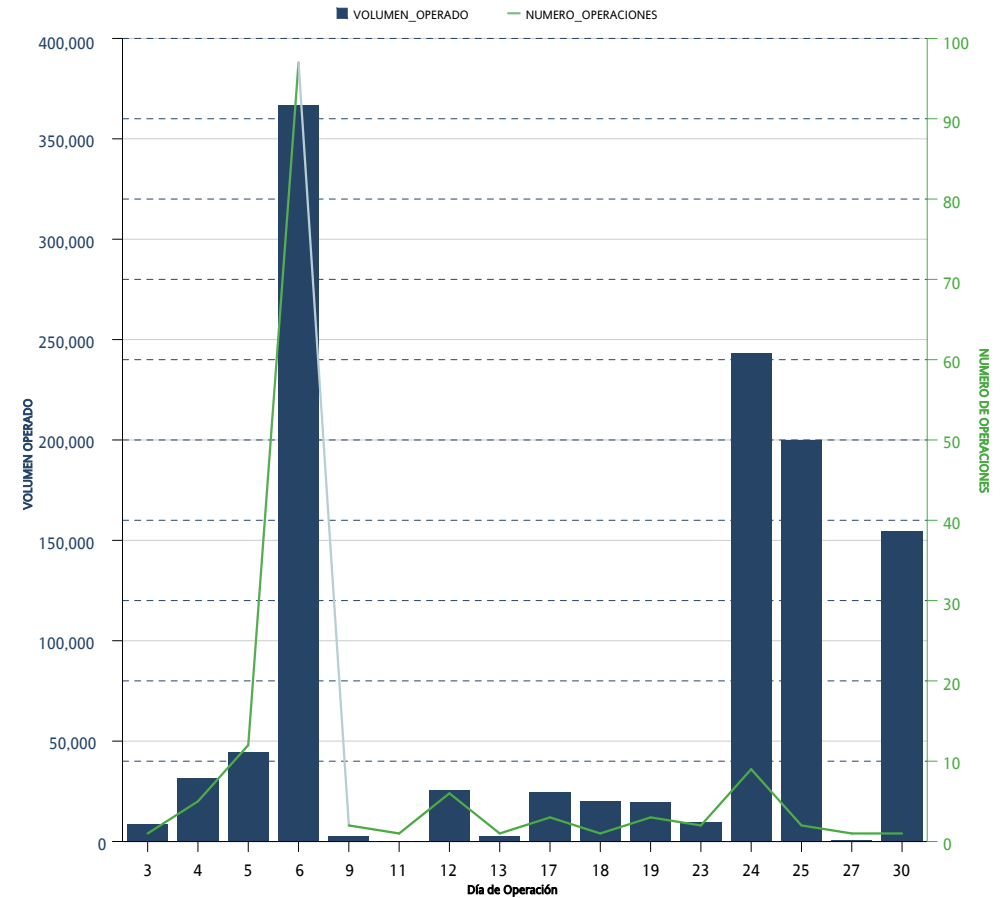
| OPCIONES       | CALLS        | PUTS        | INTERÉS ABIERTO      | PARTICIPACIÓN PORCENTUAL |
|----------------|--------------|-------------|----------------------|--------------------------|
| <i>OPTIONS</i> | <i>CALLS</i> | <i>PUTS</i> | <i>OPEN INTEREST</i> | <i>PERCENTAGE</i>        |
| CEMEX          |              | 26,000      | 26,000               | 61.63 %                  |
| WALMART        |              | 7,000       | 7,000                | 16.59 %                  |
| DOLAR          | 4,280        | 2,600       | 6,880                | 16.31 %                  |
| IP             | 507          | 1,383       | 1,890                | 4.48 %                   |
| FEMSA          |              | 420         | 420                  | 1.00 %                   |



**SWAPS**



| SWAPS<br>SWAPS | OPERACIONES<br>NUMBER OF TRADES | VOLUMEN<br>VOLUME | IMPORTE<br>NOTIONAL VALUE | INTERÉS ABIERTO<br>OPEN INTEREST |
|----------------|---------------------------------|-------------------|---------------------------|----------------------------------|
| 2X1            | 0                               | 0                 | 0                         | 800,000                          |
| 3X1            | 0                               | 0                 | 0                         | 2,000                            |
| 4X1            | 3                               | 355,000           | 35,500,000,000            | 455,000                          |
| 6X1            | 1                               | 200,000           | 20,000,000,000            | 201,000                          |
| 11X1           | 0                               | 0                 | 0                         | 27,000                           |
| 13X1           | 0                               | 0                 | 0                         | 432,600                          |
| 14X1           | 0                               | 0                 | 0                         | 5,000                            |
| 15X1           | 0                               | 0                 | 0                         | 2,000                            |
| 16X1           | 0                               | 0                 | 0                         | 50,000                           |
| 24X1           | 0                               | 0                 | 0                         | 3,000                            |
| 25X1           | 0                               | 0                 | 0                         | 21,150                           |
| 26X1           | 4                               | 34,521            | 3,452,100,000             | 297,311                          |
| 27X1           | 0                               | 0                 | 0                         | 10,000                           |
| 28X1           | 0                               | 0                 | 0                         | 5,000                            |
| 32X1           | 0                               | 0                 | 0                         | 7,599                            |
| 35X1           | 0                               | 0                 | 0                         | 10                               |
| 38X1           | 0                               | 0                 | 0                         | 1,250                            |
| 39X1           | 11                              | 76,600            | 7,660,000,000             | 525,315                          |
| 45X1           | 0                               | 0                 | 0                         | 19                               |
| 48X1           | 0                               | 0                 | 0                         | 20,500                           |
| 49X1           | 0                               | 0                 | 0                         | 200                              |
| 50X1           | 0                               | 0                 | 0                         | 27                               |
| 51X1           | 0                               | 0                 | 0                         | 42,500                           |
| 52X1           | 12                              | 78,500            | 7,850,000,000             | 410,319                          |
| 53X1           | 0                               | 0                 | 0                         | 27,500                           |
| 54X1           | 0                               | 0                 | 0                         | 3,500                            |
| 55X1           | 0                               | 0                 | 0                         | 1,500                            |
| 56X1           | 0                               | 0                 | 0                         | 4,569                            |
| 57X1           | 0                               | 0                 | 0                         | 8,000                            |
| 58X1           | 0                               | 0                 | 0                         | 10,000                           |
| 59X1           | 0                               | 0                 | 0                         | 23,800                           |
| 60X1           | 0                               | 0                 | 0                         | 20,300                           |
| 61X1           | 0                               | 0                 | 0                         | 11,150                           |
| 62X1           | 0                               | 0                 | 0                         | 18,519                           |
| 64X1           | 0                               | 0                 | 0                         | 1,300                            |
| 65X1           | 33                              | 172,884           | 17,288,400,000            | 1,052,189                        |
| 66X1           | 0                               | 0                 | 0                         | 117,300                          |
| 67X1           | 0                               | 0                 | 0                         | 200                              |
| 68X1           | 0                               | 0                 | 0                         | 15,000                           |
| 71X1           | 0                               | 0                 | 0                         | 33,019                           |
| 72X1           | 0                               | 0                 | 0                         | 20,000                           |
| 73X1           | 0                               | 0                 | 0                         | 5,000                            |
| 74X1           | 0                               | 0                 | 0                         | 18,000                           |

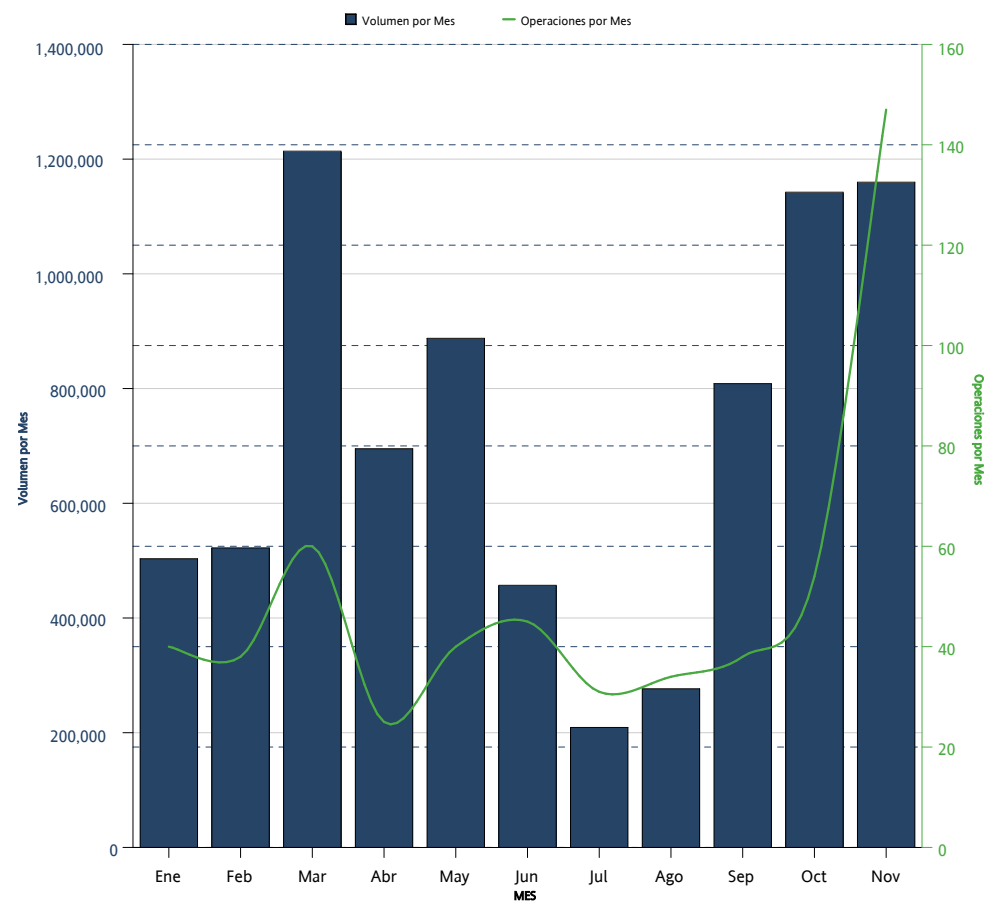


\*Sólo se muestran los instrumentos que presentaron volumen acumulado o interés abierto mayor a cero al cierre del mes

| SWAPS<br>SWAPS       | OPERACIONES<br>NUMBER OF TRADES | VOLUMEN<br>VOLUME | IMPORTE<br>NOTIONAL VALUE | INTERÉS ABIERTO<br>OPEN INTEREST |
|----------------------|---------------------------------|-------------------|---------------------------|----------------------------------|
| 77X1                 | 0                               | 0                 | 0                         | 19                               |
| 78X1                 | 1                               | 7,000             | 700,000,000               | 54,000                           |
| 80X1                 | 0                               | 0                 | 0                         | 5,600                            |
| 81X1                 | 0                               | 0                 | 0                         | 8,020                            |
| 82X1                 | 0                               | 0                 | 0                         | 100,200                          |
| 85X1                 | 0                               | 0                 | 0                         | 70,000                           |
| 86X1                 | 0                               | 0                 | 0                         | 17,521                           |
| 88X1                 | 0                               | 0                 | 0                         | 15,000                           |
| 90X1                 | 0                               | 0                 | 0                         | 19                               |
| 91X1                 | 0                               | 0                 | 0                         | 200,860                          |
| 92X1                 | 0                               | 0                 | 0                         | 200                              |
| 102X1                | 0                               | 0                 | 0                         | 104,300                          |
| 104X1                | 6                               | 25,000            | 2,500,000,000             | 9,000                            |
| 109X1                | 0                               | 0                 | 0                         | 125,000                          |
| 110X1                | 0                               | 0                 | 0                         | 23,300                           |
| 111X1                | 0                               | 0                 | 0                         | 41,000                           |
| 112X1                | 1                               | 3,000             | 300,000,000               | 3,000                            |
| 114X1                | 0                               | 0                 | 0                         | 92,750                           |
| 119X1                | 0                               | 0                 | 0                         | 10,000                           |
| 130X1                | 48                              | 153,283           | 15,328,300,000            | 624,348                          |
| 143X1                | 2                               | 3,000             | 300,000,000               | 3,000                            |
| 156X1                | 5                               | 15,200            | 1,520,000,000             | 23,600                           |
| 171X1                | 0                               | 0                 | 0                         | 15,000                           |
| 179X1                | 0                               | 0                 | 0                         | 69,000                           |
| 187X1                | 0                               | 0                 | 0                         | 8,200                            |
| 191X1                | 0                               | 0                 | 0                         | 12,000                           |
| 195X1                | 8                               | 19,300            | 1,930,000,000             | 50,454                           |
| 222X1                | 0                               | 0                 | 0                         | 10,000                           |
| 236X1                | 0                               | 0                 | 0                         | 3,600                            |
| 241X1                | 0                               | 0                 | 0                         | 8,400                            |
| 242X1                | 0                               | 0                 | 0                         | 34,800                           |
| 243X1                | 0                               | 0                 | 0                         | 9,800                            |
| 245X1                | 0                               | 0                 | 0                         | 7,800                            |
| 260X1                | 12                              | 16,450            | 1,645,000,000             | 28,950                           |
| <b>Total Mensual</b> | <b>147</b>                      | <b>1,159,738</b>  | <b>115,973,800,000</b>    | <b>6,498,387</b>                 |

\*Sólo se muestran los instrumentos que presentaron volumen acumulado o interés abierto mayor a cero al cierre del mes

| SWAPS<br>SWAPS | OPERACIONES<br>NUMBER OF TRADES | VOLUMEN<br>VOLUME | IMPORTE<br>NOTIONAL VALUE | INTERÉS ABIERTO<br>OPEN INTEREST |
|----------------|---------------------------------|-------------------|---------------------------|----------------------------------|
| 2X1            | 17                              | 2,080,000         | 208,000,000,000           | 800,000                          |
| 3X1            | 7                               | 100,200           | 10,020,000,000            | 2,000                            |
| 4X1            | 20                              | 2,475,000         | 247,500,000,000           | 455,000                          |
| 5X1            | 3                               | 69,000            | 6,900,000,000             |                                  |
| 6X1            | 6                               | 356,000           | 35,600,000,000            | 201,000                          |
| 11X1           | 2                               | 27,000            | 2,700,000,000             | 27,000                           |
| 13X1           | 58                              | 993,900           | 99,390,000,000            | 432,600                          |
| 14X1           | 2                               | 5,000             | 500,000,000               | 5,000                            |
| 15X1           | 1                               | 2,000             | 200,000,000               | 2,000                            |
| 16X1           | 0                               | 0                 | 0                         | 50,000                           |
| 24X1           | 1                               | 3,000             | 300,000,000               | 3,000                            |
| 25X1           | 2                               | 21,150            | 2,115,000,000             | 21,150                           |
| 26X1           | 27                              | 180,322           | 18,032,200,000            | 297,311                          |
| 27X1           | 2                               | 10,000            | 1,000,000,000             | 10,000                           |
| 28X1           | 1                               | 5,000             | 500,000,000               | 5,000                            |
| 32X1           | 1                               | 99                | 9,900,000                 | 7,599                            |
| 35X1           | 0                               | 0                 | 0                         | 10                               |
| 38X1           | 0                               | 0                 | 0                         | 1,250                            |
| 39X1           | 82                              | 450,885           | 45,088,500,000            | 525,315                          |
| 45X1           | 0                               | 0                 | 0                         | 19                               |
| 48X1           | 2                               | 20,000            | 2,000,000,000             | 20,500                           |
| 49X1           | 0                               | 0                 | 0                         | 200                              |
| 50X1           | 0                               | 0                 | 0                         | 27                               |
| 51X1           | 0                               | 0                 | 0                         | 42,500                           |
| 52X1           | 41                              | 173,170           | 17,317,000,000            | 410,319                          |
| 53X1           | 0                               | 0                 | 0                         | 27,500                           |
| 54X1           | 1                               | 1,300             | 130,000,000               | 3,500                            |
| 55X1           | 0                               | 0                 | 0                         | 1,500                            |
| 56X1           | 0                               | 0                 | 0                         | 4,569                            |
| 57X1           | 1                               | 5,000             | 500,000,000               | 8,000                            |
| 58X1           | 2                               | 6,300             | 630,000,000               | 10,000                           |
| 59X1           | 1                               | 5,000             | 500,000,000               | 23,800                           |
| 60X1           | 1                               | 5,000             | 500,000,000               | 20,300                           |
| 61X1           | 4                               | 7,400             | 740,000,000               | 11,150                           |
| 62X1           | 0                               | 0                 | 0                         | 18,519                           |
| 64X1           | 0                               | 0                 | 0                         | 1,300                            |
| 65X1           | 73                              | 326,668           | 32,666,800,000            | 1,052,189                        |
| 66X1           | 1                               | 1,000             | 100,000,000               | 117,300                          |
| 67X1           | 0                               | 0                 | 0                         | 200                              |
| 68X1           | 0                               | 0                 | 0                         | 15,000                           |
| 71X1           | 0                               | 0                 | 0                         | 33,019                           |
| 72X1           | 4                               | 20,000            | 2,000,000,000             | 20,000                           |
| 73X1           | 1                               | 5,000             | 500,000,000               | 5,000                            |



\*Sólo se muestran los instrumentos que presentaron volumen acumulado o interés abierto mayor a cero al cierre del mes

| SWAPS<br>SWAPS         | OPERACIONES<br>NUMBER OF TRADES | VOLUMEN<br>VOLUME | IMPORTE<br>NOTIONAL VALUE | INTERÉS ABIERTO<br>OPEN INTEREST |
|------------------------|---------------------------------|-------------------|---------------------------|----------------------------------|
| 74X1                   | 0                               | 0                 | 0                         | 18,000                           |
| 77X1                   | 0                               | 0                 | 0                         | 19                               |
| 78X1                   | 7                               | 37,000            | 3,700,000,000             | 54,000                           |
| 80X1                   | 0                               | 0                 | 0                         | 5,600                            |
| 81X1                   | 0                               | 0                 | 0                         | 8,020                            |
| 82X1                   | 0                               | 0                 | 0                         | 100,200                          |
| 85X1                   | 0                               | 0                 | 0                         | 70,000                           |
| 86X1                   | 0                               | 0                 | 0                         | 17,521                           |
| 88X1                   | 0                               | 0                 | 0                         | 15,000                           |
| 90X1                   | 0                               | 0                 | 0                         | 19                               |
| 91X1                   | 17                              | 57,200            | 5,720,000,000             | 200,860                          |
| 92X1                   | 0                               | 0                 | 0                         | 200                              |
| 102X1                  | 0                               | 0                 | 0                         | 104,300                          |
| 104X1                  | 6                               | 25,000            | 2,500,000,000             | 9,000                            |
| 109X1                  | 0                               | 0                 | 0                         | 125,000                          |
| 110X1                  | 0                               | 0                 | 0                         | 23,300                           |
| 111X1                  | 0                               | 0                 | 0                         | 41,000                           |
| 112X1                  | 1                               | 3,000             | 300,000,000               | 3,000                            |
| 114X1                  | 0                               | 0                 | 0                         | 92,750                           |
| 119X1                  | 10                              | 46,000            | 4,600,000,000             | 10,000                           |
| 130X1                  | 91                              | 259,031           | 25,903,100,000            | 624,348                          |
| 143X1                  | 2                               | 3,000             | 300,000,000               | 3,000                            |
| 156X1                  | 7                               | 18,400            | 1,840,000,000             | 23,600                           |
| 171X1                  | 0                               | 0                 | 0                         | 15,000                           |
| 179X1                  | 0                               | 0                 | 0                         | 69,000                           |
| 187X1                  | 0                               | 0                 | 0                         | 8,200                            |
| 191X1                  | 0                               | 0                 | 0                         | 12,000                           |
| 195X1                  | 9                               | 22,300            | 2,230,000,000             | 50,454                           |
| 222X1                  | 0                               | 0                 | 0                         | 10,000                           |
| 236X1                  | 3                               | 3,600             | 360,000,000               | 3,600                            |
| 239X1                  | 4                               | 4,800             | 480,000,000               |                                  |
| 240X1                  | 4                               | 7,200             | 720,000,000               |                                  |
| 241X1                  | 15                              | 18,000            | 1,800,000,000             | 8,400                            |
| 242X1                  | 0                               | 0                 | 0                         | 34,800                           |
| 243X1                  | 0                               | 0                 | 0                         | 9,800                            |
| 245X1                  | 0                               | 0                 | 0                         | 7,800                            |
| 260X1                  | 12                              | 16,450            | 1,645,000,000             | 28,950                           |
| <b>Acumulado Anual</b> | <b>552</b>                      | <b>7,875,375</b>  | <b>787,537,500,000</b>    | <b>6,498,387</b>                 |

La información contenida en los indicadores del Mercado de Productos Derivados, en su versión mensual "Resumen y Análisis Operativo del Mercado Mexicano de Derivados" está elaborado con técnicas confiables utilizando la información más oportuna disponible. No obstante, MexDer, Mercado Mexicano de Derivados, S.A. de C.V., no se hace responsable por eventuales errores tipográficos o de captura que puedan ser publicados, ni se hace responsable por el uso o interpretación que terceros pudieran hacer con la información publicada. Las decisiones de compra o venta de productos derivados, basada en la información contenida en las gráficas textos, y cuadros de los indicadores del Mercado de productos derivados, son responsabilidad exclusiva del lector, por lo que la información no debe ser considerada como recomendación de compra o venta de alguno de los instrumentos que aquí se publican.

Resumen y Análisis Operativo del Mercado Mexicano de Derivados, es una publicación mensual, editada por MexDer, Mercado Mexicano de Derivados S.A. de C.V. Paseo de la Reforma No. 255, Col. Cuauhtémoc, C.P. 06500, Ciudad de México, Tel. 5342-9900  
Editor responsable: Mercado Mexicano de Derivados S.A. de C.V.