



# CME- MexDer Partnership

---

December, 2013

# Introduction:CME- MexDer Partnership

## Customers

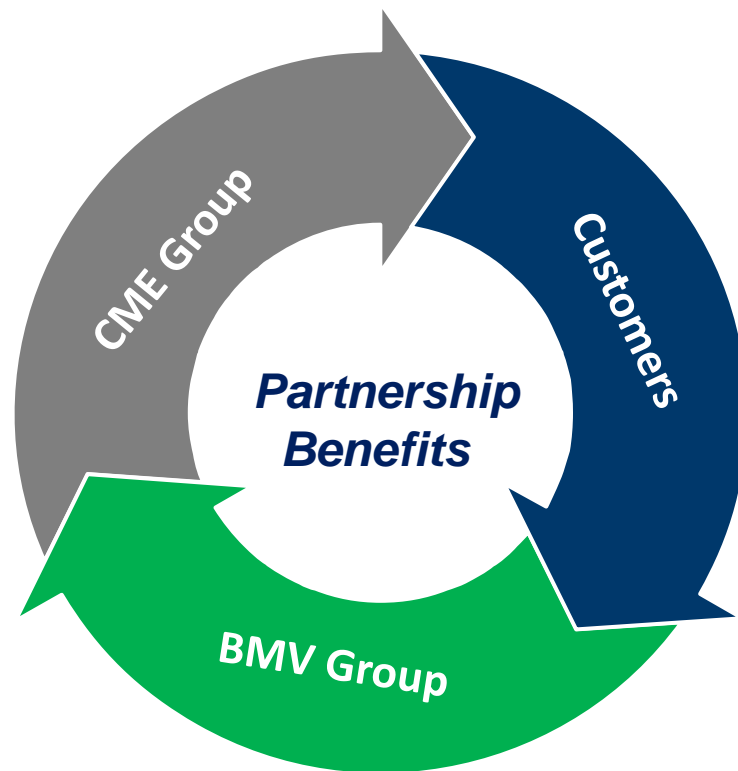
- Access every major derivatives asset class on CME Globex
- Safety of CME Clearing

## BMV Group

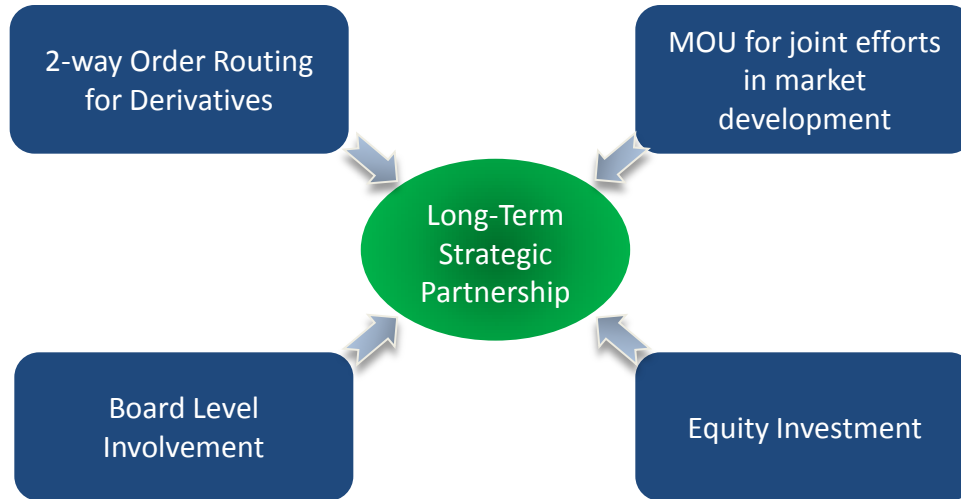
- Leverage CME Group global distribution, risk management expertise
- Leverage CME Group sales, marketing and customer relationships

## CME Group

- Broaden customer access and increase trading volume of CME Group products
- Develop relationships with non-US brokers and regulators



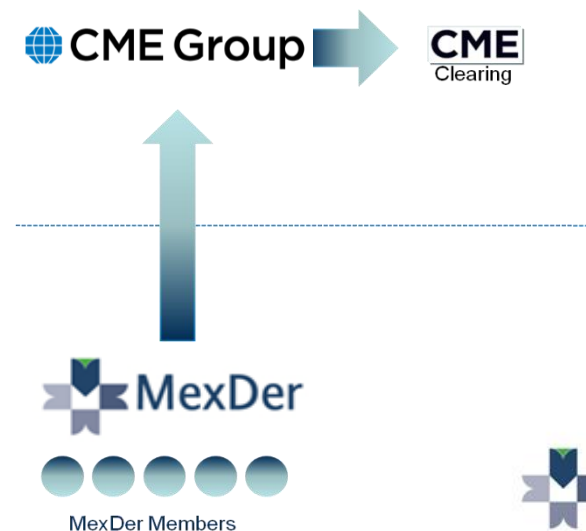
# CME-MexDer: Order Routing Agreement



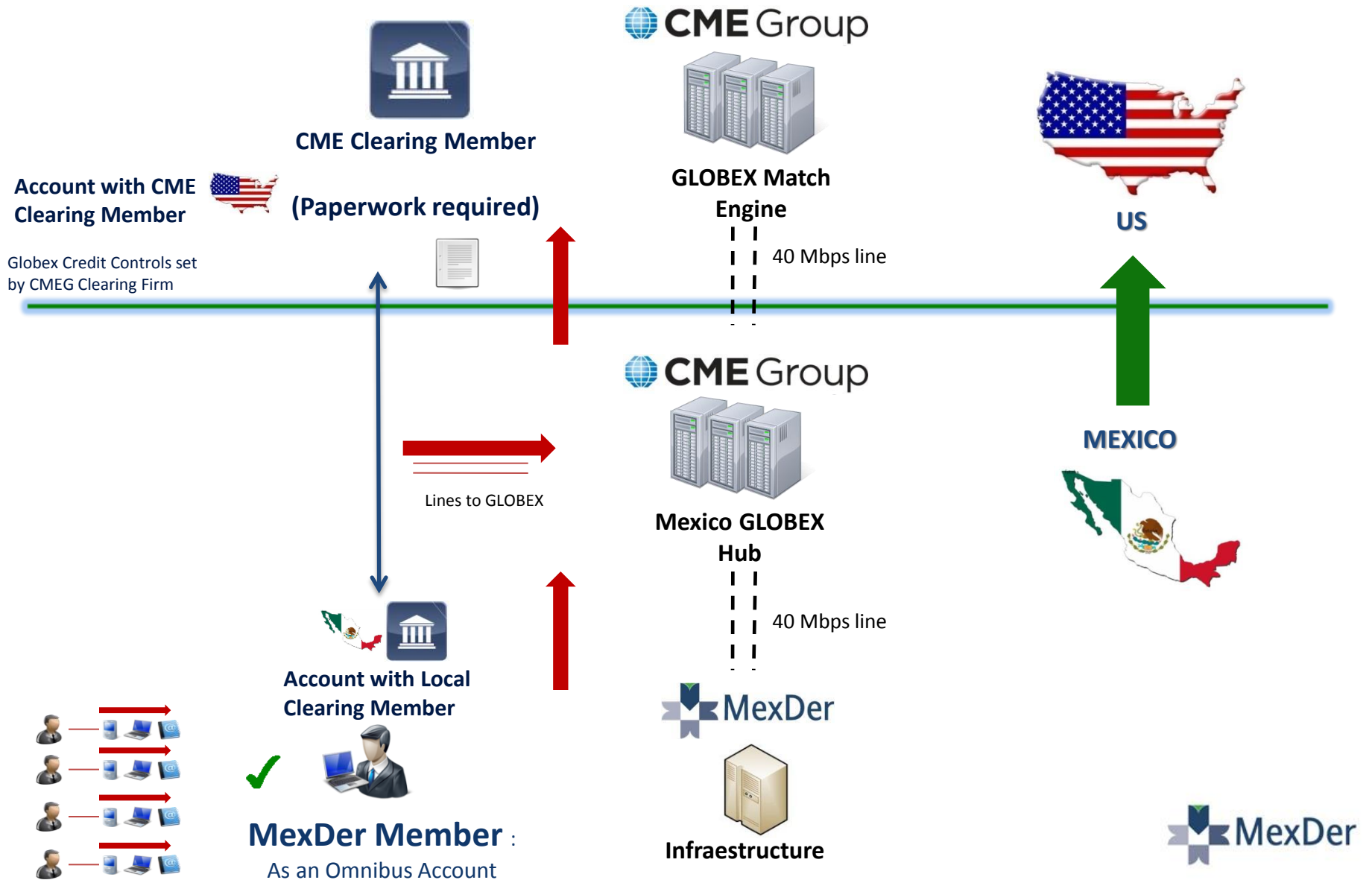
- Products development
- Commodities Market
- Clearing

## S2N

MexDer members and its clients have **access** to **CME products** through **MexDer's screen**.

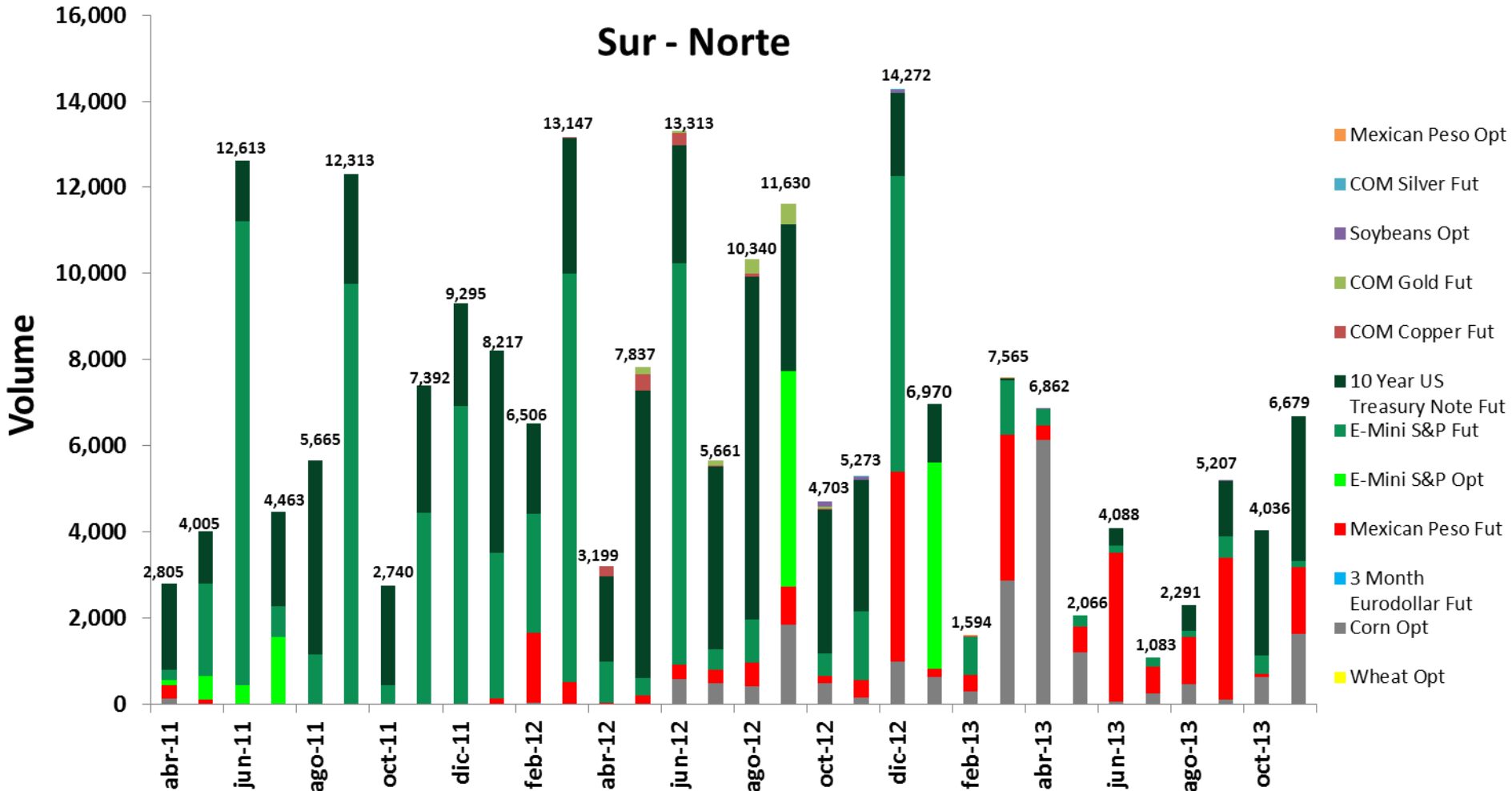


# South to North Connectivity: Order Routing to CME Group via existing Line to MexDer



# S2N Traded Volume

## Sur - Norte



# Two markets – One trading platform

The screenshot displays the RTD TangoTrader trading platform interface, showing multiple market panels for DEUDA MexDer, Fixed Income CBL & CME Futures, Index CBL & CME Futures, FX CME Futures, and FUTUROS DOLAR. The interface includes a menu bar (File, Views, Layout, Config, Info), a toolbar with buttons like 'Del all Bid', 'Del all Bid/Ask', and 'Del all Ask', and a main window with several data tables.

**DEUDA MexDer**

Contract	BidQty	Bid	Ask	AskQty	Last	Settle	LC
USD FUT15							
DEUAL3C4	1000	-0.0950	-0.0880	1000		0.0000	
TE28 STRIP							
0218 DC13					4.220	4.220	
1018 DC13					6.770	6.770	
M30 DC13			71.350	100	71.250	71.250	
TE28 DC13					3.80	3.80	
CE91 DC13					3.54	3.54	
M3 DC13					101.800	101.800	
MR DC13					86.950	86.950	
M10 DC13			91.350	100	91.275	91.275	
M20 DC13	100	77.800	78.225	100	78.700	78.700	
0215 EN14					4.275	4.275	
1015 EN14					6.815	6.815	
TE28 EN14	1000	3.92	3.82	1000	3.81	3.81	
CE91 EN14					3.54	3.54	
TE28 FB14	1000	3.92	3.92	1000	3.83	3.83	
CE91 FB14					3.60	3.60	
TE28 MR14	1000	3.95	3.85	1000	3.86	3.86	
CE91 MR14					3.58	3.58	
M3 MR14					100.925	100.925	
M5 MR14					94.575	94.575	
M10 MR14					90.850	90.850	
M20 MR14			78.600	100	78.125	78.125	
M30 MR14					70.500	70.500	
CE91 AB14					3.63	3.63	
TE28 AB14	1000	3.95	3.85	1000	3.86	3.86	
TE28 MY14	1000	3.97	3.87	1000	3.92	3.92	
TE28 JN14	1000	3.97	3.87	1000	3.92	3.92	

**Fixed Income CBL & CME Futures**

Contract	Contract n...	Bi...	Bid	Ask	As...	Last	Settle
GE DEC13	3 Month Eurod.....	138	99.7600	99.7625	9577	99.7025	99.7625
ZT DEC13	2 Year US Trea.....	4156	110.085	110.087	1326	110.087	110.092
ZN DEC13	10 Year US Tre.....	57	126.020	126.025	1636	126.025	126.205
ZF DEC13	5 Year US Trea.....	77	121.152	121.155	485	121.155	121.255
GE JAN14	3 Month Eurod.....	1190	99.760	99.765	1277	99.762	99.765
GE FEB14	3 Month Eurod.....	199	99.755	99.765	210	99.760	99.760
ZF MAR14	5 Year US Trea.....	387	120.185	120.187	782	120.187	120.295
ZN MAR14	10 Year US Tre.....	1918	124.245	124.250	983	124.250	125.120
ZT MAR14	2 Year US Tre.....	242	110.035	110.037	9803	110.037	110.047
GE APR14	3 Month Eurod.....	830	99.745	99.750	502	99.685	99.745
GE APR14	3 Month Eurod.....	25	99.730	99.755	10	99.745	99.745
ZF JUN14	5 Year US Tre.....					120.295	120.295

**Index CBL & CME Futures**

Contract	Contract n...	Bi...	Bid	Ask	As...	Last	Settle
ES DEC13	E-Mini S&P Fut .....	296	1805.50	1805.75	807	1805.50	1804.00
ES MAR14	E-Mini S&P Fut .....	220	1799.00	1799.25	2	1798.75	1797.75
ES JUN14	E-Mini S&P Fut .....	31	1792.00	1792.75	31	1792.00	1791.00

**FX CME Futures**

Contract	Contract n...	Bi...	Bid	Ask	As...	Last	Settle
GM DEC13	Mexican Peso Fut .....	89	7.5525	7.5550	107	7.5550	7.6100
GM MAR14	Mexican Peso Fut .....	36	7.5000	7.5050	29	7.5000	7.5575

**FUTUROS DOLAR**

Contract	BidQty	Bid	Ask	AskQty	Last	Settle	LC
DA02 DC13	1	13.2155	13.2155	1	13.1156	13.1156	
DA16 DC13	100	13.2315	13.2435	100	13.2140	13.1256	
DA13 EN14	300	13.2586	13.2720	100	13.2651	13.1511	
DA17 FB14	100	13.2915	13.3095	400	13.1876	13.1876	
DA14 MR14	300	13.3203	13.3366	300	13.2968	13.2156	
DA14 AB14	100	13.3490	13.3636	300	13.2446	13.2446	
DA19 MY14	100	13.3860	13.3976	300	13.3805	13.2803	
DA16 JN14	50	13.4110	13.4360	50	13.3107	13.3107	
DA14 JL14	50	13.4305	13.4395	50	13.3401	13.3401	
DA18 AG14					13.3724	13.3724	
DA15 SP14	100	13.5120	13.5300	100	13.4020	13.4020	

**FUTUROS DE CAPITALES**

Contract	Bi...	Bid	Ask	Ask...	Last	LTime	LQty	Settle	Op
IPC DC13	2	42250	42260	3	42255	10.24.48	3	42430	
IPC MR14	1	42500	42570	2	42555	09.49.40	2	42600	

**Order** Mode Price Check Contract Open Qty Price Drip Qty Current

Buy Limit active Yes 0 0 0

Send

# Recent developments

- Regulation in the US - Dodd Frank
- Regulation – SEF's
- MexDer FBOT
- SDR with the CME Group
- Tax changes in the S2N (for Mexicans)



# CME- MexDer Partnership

---

December, 2013